

REPUBLIC OF KENYA



Enhancing Accountability

REPORT

OF

THE AUDITOR-GENERAL


ON

NAKURU GIRLS' HIGH SCHOOL

**FOR THE SIX MONTHS' PERIOD ENDED
30 JUNE, 2021**

NAKURU COUNTY



 THE NATIONAL ASSEMBLY PAPERS LAID	
DATE: 13 NOV 2024	DAY: WEDNESDAY
TABLED BY:	MAJORITY WHIP
CLERK-AT THE TABLE:	FINLAY

NATIONAL ASSEMBLY RECEIVED
09 NOV 2024
DEPUTY CLERK J.W.N
P. O. Box 41842 - 00100, NAIROBI



**NAKURU GIRLS' HIGH SCHOOL
PUBLIC SECONDARY SCHOOL**

ANNUAL REPORT AND FINANCIAL STATEMENTS

**FOR THE FINANCIAL YEAR ENDED
30th June 2021**

**Prepared in accordance with the Cash Basis of Accounting Method under the International
Public Sector Accounting Standards (IPSAS)**



Table of Contents	Page
1. Acronyms and Glossary of Terms.....	ii
2. Key School Information and Management.....	iii
3. Summary Report of Performance of the School.....	vii
4. Statement of School Management Responsibility.....	xiv
5. Report of the Independent Auditors (<i>To be attached</i>).....	xv
6. Statement of Receipts and Payments for the Year Ended 30 th June 2021	1
7. Statement of Assets and Liabilities as at 30 th June 2021	2
8. Statement of Cash Flows for the Year Ended 30 th June 2021.....	3
9. Statement of Budgeted versus Actual Amounts for the Year Ended 30 th June 2021	4
10. Significant Accounting Policies	6
11. Notes to the Financial Statements	8
12. Progress on Follow Up of Auditor Recommendations.....	14
13. Annexes.....	15

1. Acronyms and Glossary of Terms

BOM	Board of Management
CEB	County Education Board
IPSAS	International Public Sector Accounting Standards
KCSE	Kenya Certificate of Secondary Education
PFM	Public Finance Management
PSASB	Public Sector Accounting Standards Board
FDSE	Free Day Secondary Education

2. Key School Information and Management

(a) Background information

The school is domiciled in Kenya and its operations are governed under the Basic Education Act, 2013. It is located in Nakuru County, Nakuru Sub-County.

The school registration was renewed in March (03)/2012 under registration number PU/S/2/3659/12 and is currently categorized as a National public school established, owned and operated by the Government.

The school is a boarding school and had 1108 and 865(exclusive of 2020 candidates who had done KCSE) number of students as at 30th April 2021 and 30th June 2021 respectively.

It has 6 streams and 53 teachers of which 3 teachers are employed by the School Board of Management.

(b) School Board of Management - Board Members

The School Board of Management established under Section 55 of the Basic Education Act, 2013; is composed of the following members:

Ref:	Name of Board Member	Designation	Date of appointment
1	Prof Symon Mahungu	Chairman/Sponsor	19/07/2019
2	Mrs Rose Rono	Secretary - Principal	19/07/2019
3	Mr Paul Koech	Member - Co-opted	19/07/2019
4	Dr. Peterson Mwangi Njiru	Member – Rep Parents/Local community	19/07/2019
5	Mr Moses Kabiru Mugwe	Member – Rep Parents/Local community	19/07/2019
6	Mr Charles Ndirangu Maina	Member – Rep Parents/Local community	19/07/2019
7	Pastor Joseph Rono	Member – Rep Parents/Local community	19/07/2019
8	Mrs Gladys J. Kattam	Member – Rep Parents/Local community	19/07/2019
9	Mr Reardon Amayoti Mutire	Member – Rep persons with special needs	19/07/2019
10	Mr Harrison Indimuli	Member – Rep Parents/Local community	19/07/2019
11	Dr. Esther Ng'ethe	Member – Rep CEB	19/07/2019
12	Just. Dorah Chepkwony	Member – Rep Sponsor	19/07/2019
13	Eng. Phineas M. Marete	Member – Rep Sponsor	19/07/2019
14	Mr Julius Yiega	Member – Rep Special Interest group	19/07/2019
15	Mrs Nancy Muthee	Member - Co-opted	19/07/2019
16	Prof. R Sammy Rumbe	Member - Co-opted	19/07/2019
17	Mrs Pauline Thuo	Member - Rep Teachers	19/07/2019

Nakuru Girls' High School
Annual Report and Financial Statements for the year ended 30th June 2021

The function of the School Board of Management include:

- Promote the best interests of the school and ensure its development.
- Promote quality education for all pupils in accordance with the standards set under the Basic Education Act, 2013
- Ensure and assure the provision of proper and adequate facilities for the school
- Manage the School's affairs in accordance with the rules and regulations governing occupational safety and health.
- Advise the County Education Board on the staffing needs of the school.
- Determine cases of students' discipline and make reports to the CEB
- Prepare comprehensive termly report on all areas of its mandate and submit the report to CEB
- Administer and manage the resources of the school
- Receive, collect and account for any funds accruing to the institution in accordance with Article 226 (1) (a) of the Constitution of Kenya, Section 81 of the Public Finance Management Act, 2012 and the Fourth Schedule paragraph 21 and 23 of the Basic Education Act, 2013.

(c) Committees of the Board

Ref	Name of Committee	Names of Members	Designation	Number of meetings attended during the year
1	Executive Committee	Prof Symon Mahungu Mrs Rose Rono Mr Paul Koech Pastor Joseph Rono Dr. Esther Ng'ethe	Chairman Secretary Member Member Member	4
2	Development Committee	Eng. Phineas M. Marete Mrs Rose Rono Prof Symon Mahungu Mr Paul Koech Mr Moses Kabiru Mugwe	Chairman Secretary Member Member Member	4
3	Academic Committee	Mr. Julius Yeiga Mrs Rose Menjo Prof Symon Mahungu Mr Charles Maina Mr Paul Koech Dr. Peterson Mwangi Njiru Mr Moses Kabiru Mugwe Pastor Joseph Rono Mrs Gladys Kattam Mr Reardon Amayoti Mutire Mr Harrison Indimuli Dr. Esther Ng'ethe Just. Dorah Chepkwony Eng. Phineas M. Marete Mrs Nancy Muthee Prof. R Sammy Rumbe Mrs Pauline Thuo	Chairman Secretary Member Member Member Member Member Member Member Member Member Member Member Member Member Member	4

4	Discipline and welfare Committee	Dr. Esther Ng'ethe Mrs Rose Rono Prof Symon Mahungu Mr Paul Koech Dr. Peterson Mwangi Njiru Mr Moses Kabiru Mugwe Mr Charles Maina Pastor Joseph Rono Mrs Gladys Kattam Mr Reardon Amayoti Mutire Mr Harrison Indimuli Just. Dorah Chepkwony Eng. Phineas M. Marete Mr. Julius Yeiga Mrs Nancy Muthee Prof. R Sammy Rumbe Mrs Pauline Thuo	Chairman Secretary Member Member Member Member Member Member Member Member Member Member Member Member Member Member Member Member Member	4
---	----------------------------------	--	---	---

Nakuru Girls' High School
Annual Report and Financial Statements for the year ended 30th June 2021

(d) School Operation Management

For the financial year ended 30th June 2021 the school day-to-day management was under the following persons:

Ref:	Designation	Name	TSC Number
1	Principal	Rose Jepleting Rono	TSC No. 309617
2	Deputy Principal-Administration	Regina Kirigo Muhiu	TSC No. 347419
3	Deputy Principal-Academics	Lillian Njoki Nyandoro	TSC No. 267023
4	Finance Officer	Anthony Njoroge Kamau	ID No. 24172248

(e) Schools contacts

Post Office Box: 1352-20100; Nakuru
Mobile Number: 0716 283 822
E-mail: nakurugirlsh@yahoo.com, nakurugirlsh@gmail.com
Website: www.nakurugirls.sc.ke

(f) School Bankers

The school operates 7 bank accounts and 1 Pay bill number as follows:

<u>Name of Bank</u>	<u>Account Number</u>	<u>Branch</u>	<u>Postal Address</u>
1. KCB	1131692578	Nakuru	18-20100, Nakuru
2. KCB	1101669888	Nakuru	18-20100, Nakuru
3. KCB	1198915803	Nakuru	18-20100, Nakuru
4. Equity Bank	0130269268233	Nakuru	12568-20100 Nakuru
5. Standard Chartered	0102828828400	Nakuru	30001-00100 Nairobi
6. Co-Operative Bank	01139025846200	Nakuru	2982-20100, Nakuru
7. Equity Bank	0310296820551	Nakuru	3178-20100, Nakuru
8. MPESA Pay Bill No.:			Business Number: 522123, Account Number: 20144K Attached to bank account 1131692578

(g) Independent Auditors

Auditor General
Anniversary Towers, University Way
P.O. Box 30084
GPO 00100
Nairobi, Kenya

3. Summary Report of Performance of the School

The following is a summary report of the performance of the school against the set performance evaluation criteria:

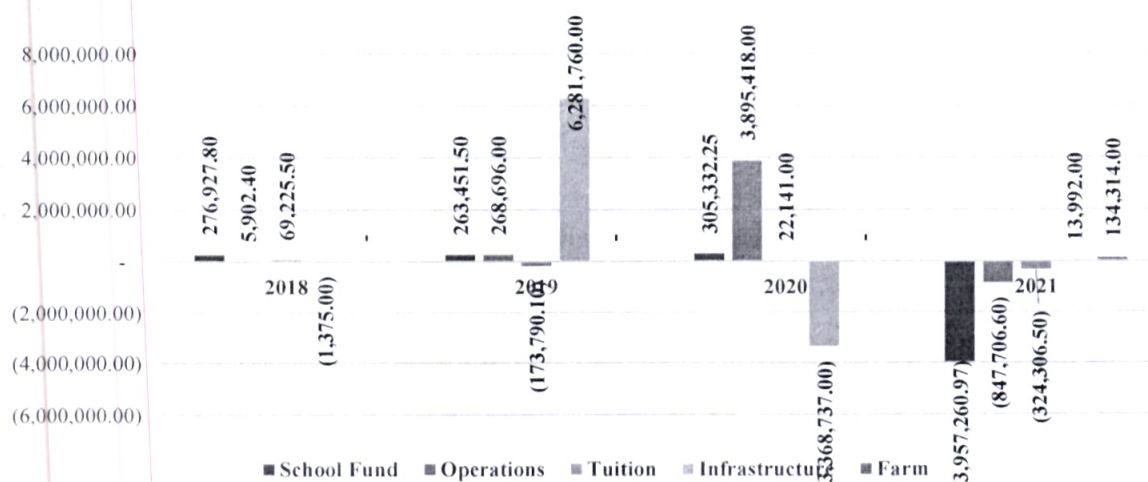
a) Financial performance:

Under this section, it reflects the actual financial performance trend for the last three years period between 1st January 2018 to 31st December 2020 which covers a period of 12 months while 30th June 2021 covers a period of 6 months and is summarised as follows:

Surplus/Deficit for the year and a comparison of the last three years

Sno	Description	2021/2021 (6 Months)	2020/2020 (12 Months)	2019/2019 (12 Months)	2018/2018 (12 Months)
		Kshs	Kshs	Kshs	Kshs
1	School Fund Account	(3,957,260.97)	305,332.25	263,451.50	276,927.80
2	Operations Account	(847,706.60)	3,895,418.00	268,696.00	5,902.40
3	Tuition Account	(324,306.50)	22,141.00	(173,790.10)	69,225.50
4	Infrastructure Account	13,992.00	(3,368,737.00)	6,281,760.00	(1,375.00)
5	Farm Account	134,314.00	-	-	-
	TOTAL	(4,980,968.07)	854,154.25	6,640,117.40	350,710.70
	Increase/Decrease	(5,835,122.32)	(5,785,963.15)	6,289,406.70	126,478.65

Trend over for the year and a comparison of the last three years



The surplus for the year 2021 decreased by Kshs 5,835,122.32 from a surplus of Kshs 854,154.25 in the year 2020 due to low fee collection from the Parents' and less disbursement of Free Day Secondary Education (FDSE) capitation.

The surplus for the year 2020 decreased by Kshs 5,785,963.15 from a surplus of Kshs 6,640,117.40 in the year 2019 due to prolonged closure after abrupt shutting of the schools due to Covid-19.

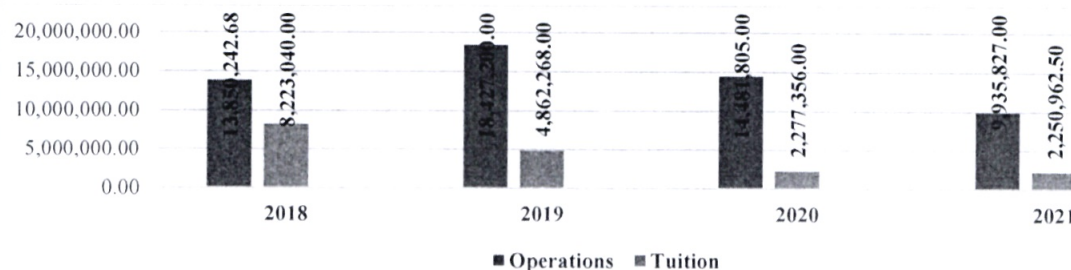
The surplus for the year 2019 increased by Kshs 6,289,406.70 from a surplus of Kshs 350,710.70 in the year 2018 which was attributed by non-usage of the infrastructure funds which was resulted from late receiving of approval letter for the commencement of construction.

Nakuru Girls' High School
Annual Report and Financial Statements for the year ended 30th June 2021

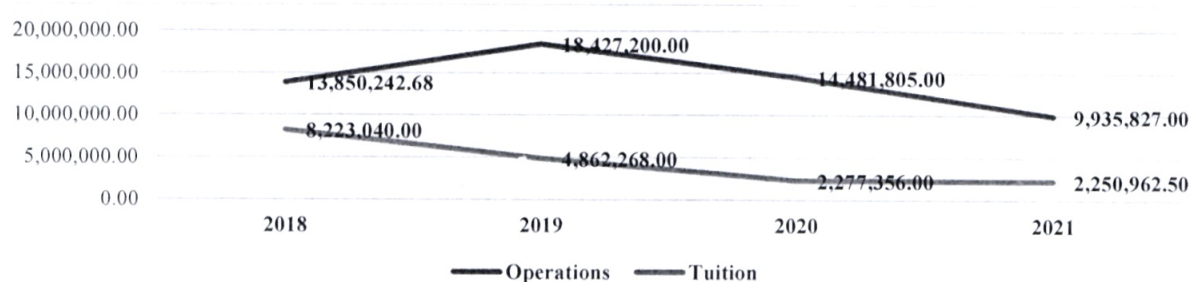
Capitation grants from the Ministry of Education for the year and a comparison of the last three years

Sno	Description	2021/2021 (6 Months)	2020/2020 (12 Months)	2019/2019 (12 Months)	2018/2018 (12 Months)
		Kshs	Kshs	Kshs	Kshs
1	Operations Account	9,935,827.60	14,481,805.00	18,427,200.00	13,850,242.68
2	Tuition Account	2,250,962.50	2,277,356.00	4,862,268.00	8,223,040.00
	Total	12,186,790.10	16,759,161.00	23,289,468.00	22,073,282.68
	Increase/Decrease	(4,572,370.90)	(6,530,307.00)	1,216,185.32	9,486,422.68
	No of Students	1108	1100	1047	1025
	Ratio of Capitation per student	1:10,999.00	1:15,236.00	1:22,244.00	1:21,535.00
	Retained Capitation per student per year	11,245.00	7,008.00	-	709.00

Trend over for the year and a comparison of the last three years



Trend over for the year and a comparison of the last three years



The total capitation grants for the financial year 2019 was Kshs 23,289,468.00 as compared to Kshs 22,073,282.68 in the financial year 2018 representing an increase of Kshs 1,216,185.32. The net increase is mainly attributed by all students' receiving the capitation and increase in enrolment as shown in the ration above.

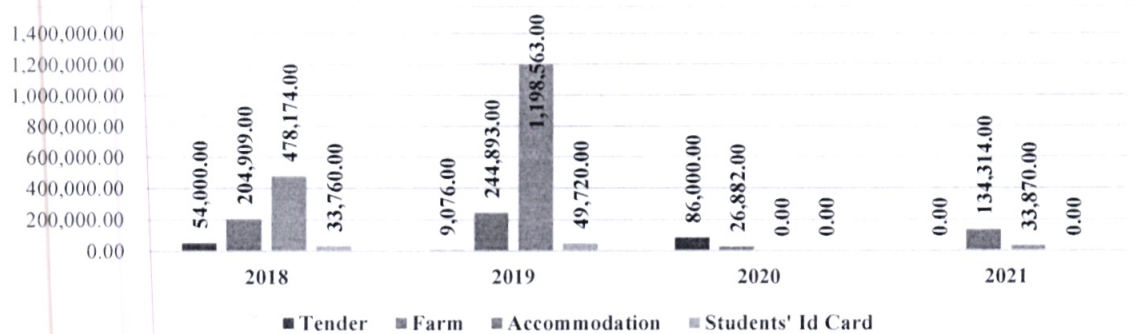
The total capitation for the year 2020 was Kshs 16,759,161.00 as compared to Kshs 23,289,468.00 in the financial year 2019 representing a decrease of Kshs 6,530,307.00 which resulted from not all students' received capitation grant, prolonged abrupt closure of the school due to Covid-19 and not all capitation grant were disbursed by the end of financial year 2020.

The capitation grant for the financial year 2021 was Kshs 12,186,790.10 as compared to Kshs 16,759,161.00 in the financial year 2020 representing a decrease of Kshs 4,572,370.90. the net decrease is mainly attributed by the disbursement of capitation for term 2 2020 and term 3 2020 only. Also, the current period covers a period of 6 months.

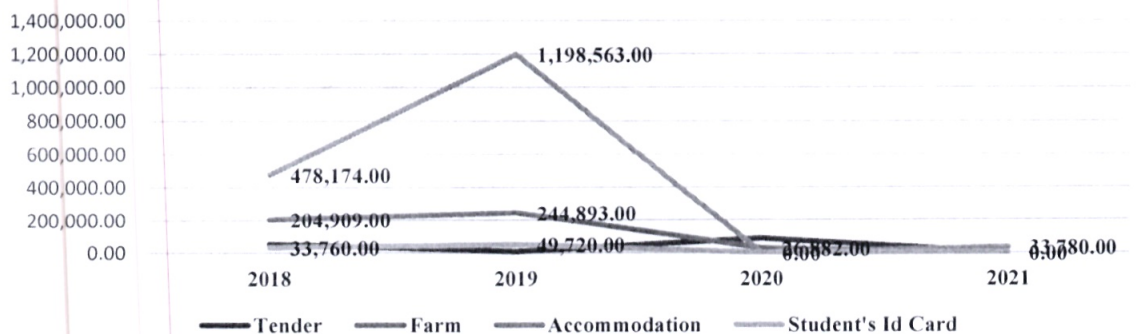
Overview of net growth of Miscellaneous income(s) (Note 17) for the year and a comparison of the last three years

Sno	Description	2021/2021 (6 Months) Kshs	2020/2020 (12 Months) Kshs	2019/2019 (12 Months) Kshs	2018/2018 (12 Months) Kshs
1	Tender	-	86,000.00	9,076.00	54,000.00
2	Farm	134,314.00	26,882.00	244,893.00	204,909.00
3	Accommodation	33,870.00	-	1,198,563.00	478,174.00
4	Students' Id card	-	-	49,720.00	33,760.00
	Total	168,184.00	112,882.00	1,502,252.00	770,843.00
	Increase/Decrease	55,302.00	(1,389,370.00)	731,409.00	(741,867.00)

Trend over for the year and a comparison of the last three years



Trend over for the year and a comparison of the last three years



The net growth of income generating activities for the financial year 2021 was Kshs 168,184.00 as compared to Kshs 112,882.00 in the financial year 2020 which represent an increase of Kshs 55,302.00. The net growth of other income generating activities for the financial year 2020 was Kshs 112,882.00 as compared to Kshs 1,502,252.00 in the financial year 2019 which represent a decrease of Kshs 1,389,370.00.

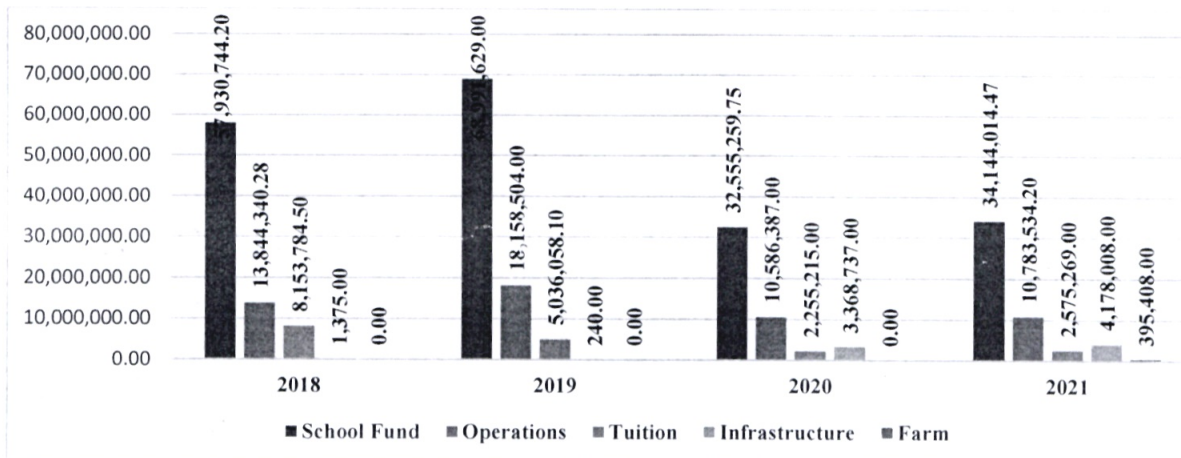
Both financial years 2021 and 2020 were affected by the Covid-19 pandemic which hinders the accommodation of students from other schools whenever they have educational trips.

Nakuru Girls' High School
Annual Report and Financial Statements for the year ended 30th June 2021

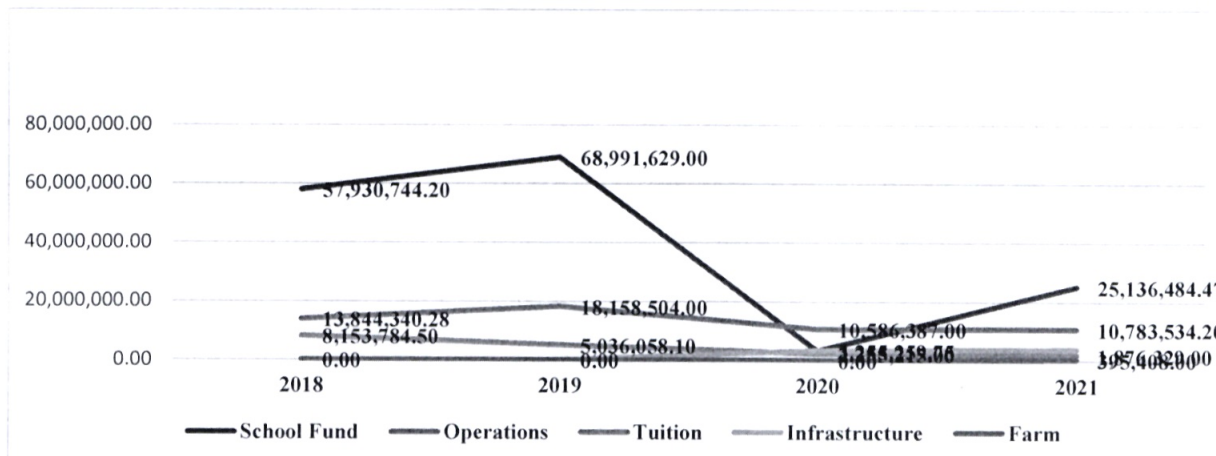
Overview of growth in expenditure of the school for the year and a comparison of the last three years

Sno	Description	2021/2021 (6 Months)	2020/2020 (12 Months)	2019/2019 (12 Months)	2018/2018 (12 Months)
		Kshs	Kshs	Kshs	Kshs
1	School Fund Account	34,144,014.47	32,555,259.75	68,991,629.00	57,930,744.20
2	Operations Account	10,783,534.20	10,586,387.00	18,158,504.00	13,844,340.28
3	Tuition Account	2,575,269.00	2,255,215.00	5,036,058.10	8,153,784.50
4	Infrastructure Account	4,178,008.00	3,368,737.00	240.00	1,375.00
5	Farm Account	395,408.00	-	-	-
	Total	52,076,233.67	48,765,598.75	92,186,431.10	79,930,243.98
	Increase/Decrease	3,310,634.92	(43,420,832.35)	12,256,187.12	8,686,347.03

Trend over for the year and a comparison of the last three years



Trend over for the year and a comparison of the last three years

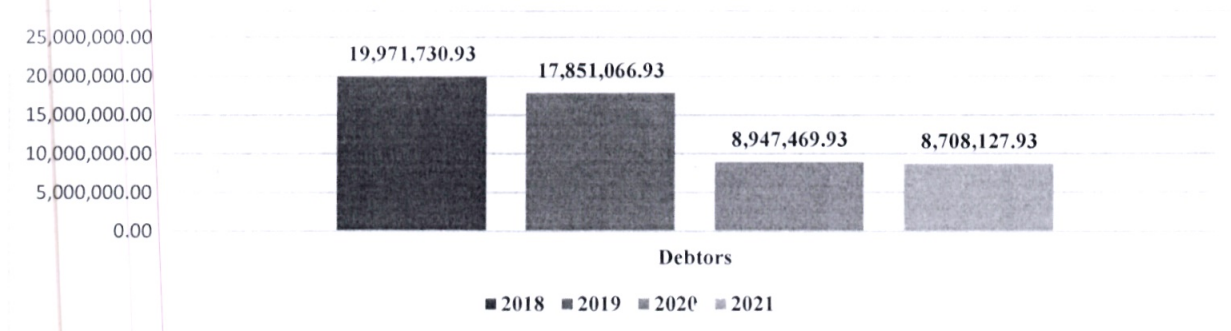


In the year 2021 shows an increase of growth in expenditure even though the current year covering a period of 6 months comparing with the year 2020 which covers a period of 12 months.

Movement of debtors of the school for the year and a comparison of the last three years

Sno	Description	2021/2021 (6 Months) Kshs	2020/2020 (12 Months) Kshs	2019/2019 (12 Months) Kshs	2018/2018 (12 Months) Kshs
a	Debtors	8,708,127.93	8,947,469.93	17,851,066.93	19,971,730.93
	Total	8,708,127.93	8,947,469.93	17,851,066.93	19,971,730.93
	Increase/Decrease	(239,342.00)	(8,903,597.00)	(2,120,664.00)	741,334.00

Trend over for the year and a comparison of the last three years

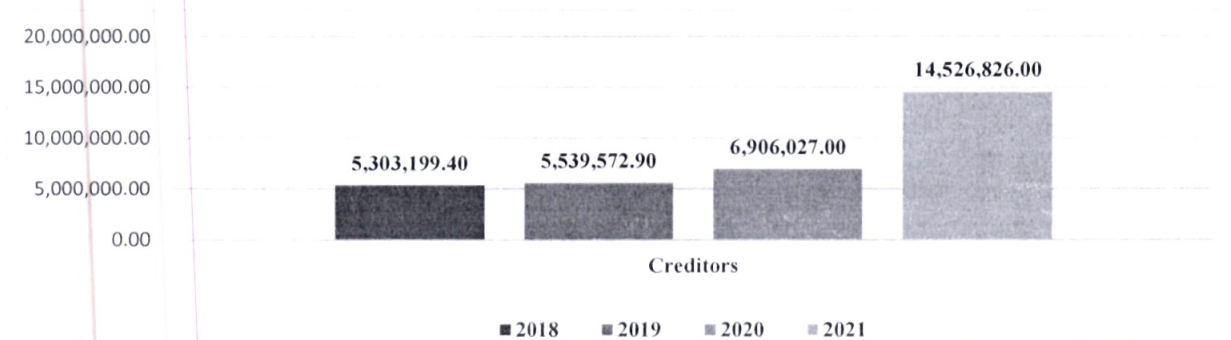


Total debtors as at 30th June 2021 decreased by 2.67% to Kshs 8,708,127.93 compared to Kshs 8,947,469.93 as at the end of the financial year 2020. The main contributors to the decrease in total debtors are the students' having less fees balances.

Movement of creditors of the school for the year and a comparison of the last three years

Sno	Description	2021/2021 (6 Months) Kshs	2020/2020 (12 Months) Kshs	2019/2019 (12 Months) Kshs	2018/2018 (12 Months) Kshs
a	Creditors	14,526,826.00	6,906,027.00	5,539,572.90	5,303,199.40
	Total	14,526,826.00	6,906,027.00	5,539,572.90	5,303,199.40
	Increase/Decrease	7,620,799.00	1,366,454.10	236,373.50	(2,287,671.50)

Trend over for the year and a comparison of the last three years



Total creditors as at 30th June 2021 increased by Kshs 7,620,799.00 compared to Kshs 6,906,027.00 as at the end of the financial year 2020. The main contributors to the increase in total creditors are trade and other payables (prepaid fees)

Nakuru Girls' High School
Annual Report and Financial Statements for the year ended 30th June 2021

b) Teacher Student ratio:

Between the month of January 2021 and June 2021, the status of the teaching staff is as follows:

No. of Teachers (TSC)	No. of Students	Teachers Student Ratio
50	1108	1:22

There are 50 teachers posted by the Teachers Service Commission and 3 recruited by the Board of Management. We are grateful that 3 teachers have been posted to school after one (1) transferred to Trans Mara County. There was one retiree in January 2021. Although the teacher student ratio lies at 1: 22. We have a shortage of 6 teachers from the given CBE. This is due to subject specialization in Form 3 and Form 4

c) Mean score in the year 2020,2019 and 2018 KCSE:

Year	Enrolment	Mean	Transition	Transition (%)	School Target	Comments
2020	243	8.9506	232	96.0	10.8	Positive deviation of 2.0 in transition rate. The least grade was a C (11) out of 243 all qualified for middle level colleges and university.
2019	233	9.4957	219	94.0	10.51	Positive deviation of 12.0 in transition rate and 1.4718 in the mean grade. Among top 20 schools in the country. The best performance in the last 5 years.
2018	251	8.0239	205	82.0	10.51	The performance of mathematics, biology and agriculture led to a negative deviation of 2% in transition rate and -0.2963 in the mean.


d) Capacity of the school:

Currently the school has an enrolment of 1108 students and enrolment is expected to increase rapidly up to 1500 students by the end of the next financial year 2021/2022. Below is the table tabulating the capacity of the school facilities

Sno.	Facility	Expected	Current	Shortage	Comment
1	Dinning Hall	3	1	2	The current dining hall has a capacity of 500 students. The school require two(2) more dining halls with capacity of 1000 students.
2	Laboratories	6	6	-	The school has 6 laboratories. Three(3) laboratories are in use while the other three(3) laboratories need to be furnished.
3	Toilets	75	105	-	The school has enough toilets.
4	Dormitories	12	11	1	The school requires one(1) dormitory with a capacity of 400 students.
5	Classes	34	21	13	The school has a shortfall of 14 classes to accomodate 600 students.


e) Development projects carried out by the school:

Sno.	Project	Year	Status	Amount(Kshs)	Source of Funding
1	Completion of 3No. Science Laboratories	2019-2020	Completed	7,431,145.00	TIG,Maintenance & Improvement Funds
2	New Ablution Block	2019-2020	Completed	2,317,485.00	Maintenance & Improvement Funds from Parents
3	Construction of 3No.Classrooms and a Ramp	2020-2021	On-going	9,732,200.00	Maintenance & Improvement Funds from G.O.K and Parents




Willy R. Kariuki (Mr)
Chairman,
Board of Management

Nakuru Girls' High School
Date: 30th May 2024



Rose Jepleting Rono (Mrs)
Secretary,
Board of Management
/Principal

Nakuru Girls' High School
Date: 30th May 2024



Anthony Njoroge Kamau (Mr)
Finance Officer

Nakuru Girls' High School
Date: 30th May 2024




4. Statement of School Management Responsibility

Section 81 (1) of the Public Finance Management Act, 2012 requires that, at the end of each financial year, each National Government School shall prepare financial statements in respect of that school. Section 81 (3) requires the financial statements so prepared to be in a form that complies with relevant accounting standards as prescribed by the Public Sector Accounting Standards Board (PSASB) of Kenya from time to time.


Schedule 4 (Section 23) of the Education Act, 2013 requires the Board of Management of a public institution of basic education to be keep all proper books and records of accounts of the income, expenditure and assets of the institution.

The Board of Management of Nakuru Girls' High School accepts responsibility for the school's financial statements, which have been prepared on the Cash Basis Method of Financial Reporting, using appropriate accounting policies in accordance with International Public Sector Accounting Standards (IPSAS).


The Board of Management is of the opinion that the school's financial statements give a true and fair view of the state of the school's transactions during the financial year ended 30th June, 2021, and of the school's financial position as at that date.


.....
Willy R. Kariuki (Mr)
Chairman,
Board of Management

Nakuru Girls' High School
Date: 30th May 2024


.....
Rose Jepleting Rono (Mrs)
Secretary,
Board of Management
/Principal

Nakuru Girls' High School
Date: 30th May 2024


.....
Anthony Njoroge Kamau (Mr)
Finance Officer

Nakuru Girls' High School
Date: 30th May 2024



REPUBLIC OF KENYA

Telephone: +254-(20) 3214000
Email: info@oagkenya.go.ke
Website: www.oagkenya.go.ke



Enhancing Accountability

HEADQUARTERS
Anniversary Towers
Monrovia Street
P.O Box 30084-00100
NAIROBI

REPORT OF THE AUDITOR-GENERAL ON NAKURU GIRLS' HIGH SCHOOL FOR THE SIX (6) MONTHS' PERIOD ENDED 30 JUNE, 2021 - NAKURU COUNTY

PREAMBLE

I draw your attention to the contents of my report which is in three parts:

- A. Report on the Financial Statements that considers whether the financial statements are fairly presented in accordance with the applicable financial reporting framework, accounting standards and the relevant laws and regulations that have a direct effect on the financial statements.
- B. Report on Lawfulness and Effectiveness in Use of Public Resources which considers compliance with applicable laws, regulations, policies, gazette notices, circulars, guidelines and manuals and whether public resources are applied in a prudent, efficient, economic, transparent and accountable manner to ensure the Government achieves value for money and that such funds are applied for the intended purpose.
- C. Report on Effectiveness of Internal Controls, Risk Management and Governance which considers how the entity has instituted checks and balances to guide internal operations. This responds to the effectiveness of the governance structure, risk management environment and internal controls, developed and implemented by those charged with governance for orderly, efficient and effective operations of the entity.

An unmodified opinion does not necessarily mean that an entity has complied with all relevant laws and regulation and that its internal controls, risk management and governance systems are properly designed and were working effectively in the financial year under review.

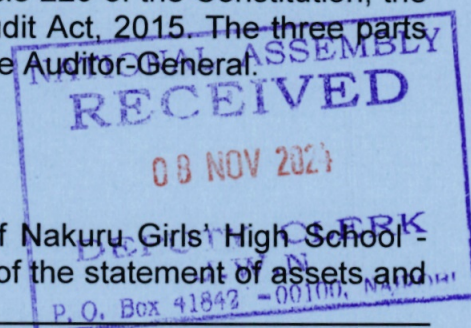
The three parts of the report are aimed at addressing the statutory roles and responsibilities of the Auditor-General as provided by Article 229 of the Constitution, the Public Finance Management Act, 2012 and the Public Audit Act, 2015. The three parts of the report when read together constitute the report of the Auditor-General.

REPORT ON THE FINANCIAL STATEMENTS

Qualified Opinion

I have audited the accompanying financial statements of Nakuru Girls' High School - Nakuru County set out on pages 1 to 14, which comprise of the statement of assets and

Report of the Auditor-General on Nakuru Girls High School for the Six (6) Months' Period ended 30 June, 2021- Nakuru County



liabilities as at 30 June, 2021, statement of receipts and payments, statement of cash flows and statement of budgeted versus actual amounts for the six (6) months' period then ended, and a summary of significant accounting policies, notes to the financial statements and other important disclosures in accordance with the provisions of Article 229 of the Constitution of Kenya and Section 35 of the Public Audit Act, 2015. I have obtained all the information and explanations which to the best of my knowledge and belief, were necessary for the purpose of the audit.

In my opinion, except for the effects of the matter described in the Basis for Qualified Opinion section of my report, the financial statements present fairly, in all material respects, the financial position of the Nakuru Girls' High School - Nakuru County as at 30 June, 2021, and of its financial performance and its cash flows for the six (6) months' period then ended, in accordance with International Public Sector Accounting Standards (Cash Basis) and comply with the Public Finance Management Act, 2012 and the Basic Education Act, 2013.

Basis for Qualified Opinion

Long Outstanding Accounts Receivables

The statement of financial assets and financial liabilities reflects accounts receivables balance of Kshs.8,708,128 in respect of fees arrears as disclosed in Note 14 to the financial statements. Included in the balance are receivables amounting to Kshs.7,576,805 or 87% which had been outstanding for more than one (1) year. However, there was no policy on the impairment of long outstanding fees arrears casting doubt on the fair value of the accounts receivables balance.

In the circumstances, the accuracy and full recoverability of the outstanding receivables balance of Kshs.8,708,128 could not be confirmed.

The audit was conducted in accordance with the International Standards of Supreme Audit Institutions (ISSAIs). I am independent of the Nakuru Girls' High School Management in accordance with ISSAI 130 on the Code of Ethics. I have fulfilled other ethical responsibilities in accordance with the ISSAI and in accordance with other ethical requirements applicable to performing audits of financial statements in Kenya. I believe that the audit evidence I have obtained is sufficient and appropriate to provide a basis for my qualified opinion.

Emphasis of Matter

Budgetary Control and Performance

The statement of budgeted versus actual amounts reflects final receipts budget and actual on a comparable basis of Kshs.119,145,713 and Kshs.47,095,266 respectively, resulting to an under-funding of Kshs.72,050,447 or 60% of the budget. However, the School spent an amount of Kshs.52,076,234 against actual receipts of Kshs.47,095,266 resulting to over-utilization of Kshs.4,980,968 or 11% of the actual receipts.

The under-funding affected the planned activities and may have impacted negatively on service delivery to the public.

My opinion is not modified in respect of this matter.

Key Audit Matters

Key audit matters are those matters that, in my professional judgment, are of most significance in the audit of the financial statements. There were no key audit matters to report in the year under review.

REPORT ON LAWFULNESS AND EFFECTIVENESS IN USE OF PUBLIC RESOURCES

Conclusion

As required by Article 229(6) of the Constitution, based on the audit procedures performed, except for the matters described in the Basis for Conclusion on Lawfulness and Effectiveness in Use of Public Resources section of my report, I confirm that, nothing else has come to my attention to cause me to believe that public resources have not been applied lawfully and in an effective way.

Basis for Conclusion

1. Late Submission of Financial Statements for Audit

During the year under review, the School Management did not submit the financial statements to the Auditor-General by the statutory date of 30 September, 2021 but the financial statements were submitted on 28 September, 2022. This was contrary to Section 47(1) of the Public Audit Act, 2015 which requires that financial statements should be submitted to the Auditor-General within three months after the end of the fiscal year to which the accounts relate.

In the circumstances, Management was in breach of the law.

2. Failure to Transfer Infrastructure Funds from the Operations Bank Account

The statement of receipts and payments reflects capitation grants for operations amount of Kshs.9,935,828 as disclosed in Note 2 to the financial statements from the Ministry of Education credited in the operations bank account. Included in the grants amount is Kshs.1,715,000 in respect of infrastructure grants not transferred to the infrastructure bank account for the maintenance and improvement of the School's facilities as at 30 June, 2021. This was contrary to the Ministry of Education Circular Ref. No: MOE.HQS/3/13/3 dated 16 June, 2021 which directs that infrastructure grants as well as maintenance and improvement funds should be transferred to the School infrastructure account fifteen days upon receipt of the funds in the operations account.

In the circumstances, Management was in breach of the Ministry of Education's directive.

3. Irregular Transfer of Funds to Kenya Secondary Schools Heads Association

The statement of receipts and payments reflects boarding and school fund payments amount of Kshs.34,144,015 as disclosed in Note 10 to the financial statements. Included in the expenditure is an amount of Kshs.345,000 transferred to Kenya Secondary Schools Heads Association (KESSHA). However, KESSHA is a welfare organization that draws its membership from School Principals only. The organization is not defined in Government Funding system and there is no assurance that it has implemented effective, efficient, and transparent financial management and internal control systems to manage the funds transferred by schools.

In the circumstances, the value for money from the transfer of Kshs.345,000 could not be confirmed.

4. Long Outstanding Accounts Payables

The statement of financial assets and financial liabilities reflects accounts payables of Kshs.14,526,826 comprising trade creditors of Kshs.10,932,335 and prepaid fees of Kshs.3,594,491 as disclosed in Note 15 to the financial statements. Review of the creditors' aging analysis revealed an amount of Kshs.957,300 that had been outstanding for more than a year.

In the circumstances, the School is at risk of incurring penalties for failure to settle its obligations as and when they fall due.

5. Non-Compliance with the Public Sector Accounting Standards Board Reporting Requirements

Review of the financial statements revealed that the values in the financial statements are not rounded to the nearest Kenya Shillings as provided under significant accounting policies on statements of compliance and basis for preparation of the financial statements.

In the circumstances, Management did not comply with the PSASB reporting template requirements.

The audit was conducted in accordance with ISSAI 4000. The standard requires that I comply with ethical requirements and plan and perform the audit to obtain assurance about whether the activities, financial transactions and information reflected in the financial statements comply in all material respects, with the authorities that govern them. I believe that the audit evidence I have obtained is sufficient and appropriate to provide a basis for my conclusion.

REPORT ON THE EFFECTIVENESS OF INTERNAL CONTROLS, RISK MANAGEMENT AND GOVERNANCE

Conclusion

As required by Section 7(1)(a) of the Public Audit Act, 2015, based on the audit procedures performed, except for the matter described in the Basis for Conclusion on

Effectiveness of Internal Controls, Risk Management and Governance section of my report, I confirm that nothing else has come to my attention to cause me to believe that internal controls, risk management and governance were not effective.

Basis for Conclusion

Failure to Constitute the Audit committee

The School had not constituted an audit committee as required by Section 61(2) of the Basic Education Act, 2013 which requires Board of Management of an institution of basic education to establish an audit committee.

In the circumstances, the School did not benefit from the oversight role and advice from the audit committee.

The audit was conducted in accordance with ISSAI 2315 and ISSAI 2330. The standards require that I plan and perform the audit to obtain assurance about whether effective processes and systems of internal controls, risk management and overall governance were operating effectively in all material respects. I believe that the audit evidence I have obtained is sufficient and appropriate to provide a basis for my conclusion.

Responsibilities of Management and those Charged with Governance

Management is responsible for the preparation and fair presentation of these financial statements in accordance with International Public Sector Accounting Standards (Cash Basis) and for maintaining effective internal controls as Management determines is necessary to enable the preparation of financial statements that are free from material misstatement, whether due to fraud or error and for its assessment of the effectiveness of internal controls, risk management and overall governance.

In preparing the financial statements, Management is responsible for assessing the School's ability to continue to sustain its services, disclosing as applicable, matters related to sustainability of services and using the applicable basis of accounting unless Management is aware of the intention to terminate the School or to cease operations.

Management is also responsible for the submission of the financial statements to the Auditor-General in accordance with the provisions of Section 47 of the Public Audit Act, 2015.

In addition to the responsibility for the preparation and presentation of the financial statements described above, Management is also responsible for ensuring that the activities, financial transactions and information reflected in the financial statements are in compliance with the authorities which govern them, and that public resources are applied in an effective way.

Those charged with governance are responsible for overseeing the School's financial reporting process, reviewing the effectiveness of how Management monitors compliance with relevant legislative and regulatory requirements, ensuring that effective

processes and systems are in place to address key roles and responsibilities in relation to overall governance and risk management, and ensuring the adequacy and effectiveness of the control environment.

Auditor-General's Responsibilities for the Audit

The audit objectives are to obtain reasonable assurance about whether the financial statements as a whole are free from material misstatement, whether due to fraud or error, and to issue an auditor's report that includes my opinion in accordance with the provisions of Section 48 of the Public Audit Act, 2015 and submit the audit report in compliance with Article 229(7) of the Constitution. Reasonable assurance is a high level of assurance, but is not a guarantee that an audit conducted in accordance with ISSAIs will always detect a material misstatement and weakness when it exists. Misstatements can arise from fraud or error and are considered material if, individually or in the aggregate, they could reasonably be expected to influence the economic decisions of users taken on the basis of these financial statements.

In addition to the audit of the financial statements, a compliance audit is planned and performed to express a conclusion about whether, in all material respects, the activities, financial transactions and information reflected in the financial statements are in compliance with the authorities that govern them and that public resources are applied in an effective way, in accordance with the provisions of Article 229(6) of the Constitution and submit the audit report in compliance with Article 229(7) of the Constitution.

Further, in planning and performing the audit of the financial statements and audit of compliance, I consider internal controls in order to give an assurance on the effectiveness of internal controls, risk management and overall governance processes and systems in accordance with the provisions of Section 7(1)(a) of the Public Audit Act, 2015 and submit the audit report in compliance with Article 229(7) of the Constitution. My consideration of the internal controls would not necessarily disclose all matters in the internal controls that might be material weaknesses under the ISSAIs. A material weakness is a condition in which the design or operation of one or more of the internal control components does not reduce to a relatively low level the risk that misstatements caused by error or fraud in amounts that would be material in relation to the financial statements being audited may occur and not be detected within a timely period by employees in the normal course of performing their assigned functions.

Because of its inherent limitations, internal controls may not prevent or detect misstatements and instances of non-compliance. Also, projections of any evaluation of effectiveness to future periods are subject to the risk that controls may become inadequate because of changes in conditions, or that the degree of compliance with the policies and procedures may deteriorate.

As part of an audit conducted in accordance with ISSAIs, I exercise professional judgment and maintain professional skepticism throughout the audit. I also:

- Identify and assess the risks of material misstatement of the financial statements, whether due to fraud or error, design and perform audit procedures responsive to

those risks, and obtain audit evidence that is sufficient and appropriate to provide a basis for my opinion. The risk of not detecting a material misstatement resulting from fraud is higher than for one resulting from error, as fraud may involve collusion, forgery, intentional omissions, misrepresentations, or the override of internal controls.

- Evaluate the appropriateness of accounting policies used and the reasonableness of accounting estimates and related disclosures made by the Management.
- Conclude on the appropriateness of Management's use of the applicable basis of accounting and based on the audit evidence obtained, whether a material uncertainty exists related to events or conditions that may cast significant doubt on the School's ability to continue to sustain its services. If I conclude that a material uncertainty exists, I am required to draw attention in the auditor's report to the related disclosures in the financial statements or, if such disclosures are inadequate, to modify my opinion. My conclusions are based on the audit evidence obtained up to the date of my audit report. However, future events or conditions may cause the School to cease to continue to sustain its services.
- Evaluate the overall presentation, structure and content of the financial statements, including the disclosures and whether the financial statements represent the underlying transactions and events in a manner that achieves fair presentation.
- Obtain sufficient appropriate audit evidence regarding the financial information and business activities of the School to express an opinion on the financial statements.
- Perform such other procedures as I consider necessary in the circumstances.

I communicate with Management regarding, among other matters, the planned scope and timing of the audit and significant audit findings, including any significant deficiencies in internal controls that are identified during the audit.

I also provide Management with a statement that I have complied with relevant ethical requirements regarding independence and communicate with them all relationships and other matters that may reasonably be thought to bear on my independence and where applicable, related safeguards.


FCPA Nancy Gathungu, CBS
AUDITOR-GENERAL

Nairobi

11 September, 2024


Nakuru Girls' High School
Annual Report and Financial Statements for the year ended 30th June 2021

6. Statement of Receipts and Payments for the Year Ended 30th June 2021

Description	Note	2021/2021	2020/2020
		6 Months	12 Months
		Kshs	Kshs
Receipts			
Capitation Grants for Tuition	1	2,250,962.50	2,277,356.00
Capitation Grants for Operations	2	9,935,827.60	14,481,805.00
Capitation Grants for Infrastructure	3	4,192,000.00	-
School Fund Income- Parents contributions/ Fees	4	29,812,883.50	32,755,592.00
Miscellaneous Income(s)	5	373,870.00	105,000.00
Farm	6	529,722.00	-
Total Receipts		47,095,265.60	49,619,753.00
Payments			
Tuition	7	2,575,269.00	2,255,215.00
Operations	8	10,783,534.20	10,586,387.00
Infrastructure	9	4,178,008.00	3,368,737.00
Boarding and School Fund	10	34,144,014.47	32,555,259.75
Farm	11	395,408.00	-
Total Payments		52,076,233.67	48,765,598.75
Surplus/Deficit		(4,980,968.07)	854,154.25

The accounting policies and explanatory notes to these financial statements form an integral part of the financial statements. The report covers the six months for the period ended 30th June 2021 (from 1st January 2021 to 30th June 2021) and accompanying comparatives cover the twelve months period ended 31st December 2020 (from 1st January 2020 to 31st December 2020). The financial statements should be read in conjunction with the accompanying notes.

The school financial statements were approved on 30th May 2024 and signed by:



Willy R. Kariuki (Mr)
Chairman,
Board of Management

Nakuru Girls' High School
Date: 30th May 2024



Rose Jepleting Rono (Mrs)
Secretary,
Board of Management
/Principal

Nakuru Girls' High School
Date: 30th May 2024



Anthony Njoroge Kamau (Mr)
Finance Officer

Nakuru Girls' High School
Date: 30th May 2024




7. Statement of Assets and Liabilities as at 30th June 2021


Description	Note	2021/2021	2020/2020
		6 Months	12 Months
Financial Assets		Kshs	Kshs
Cash and Cash Equivalents			
Bank Balances	12	11,835,090.33	9,033,154.40
Cash Balances	13	229,574.00	152,347.00
Total Cash and Cash Equivalent		12,064,664.33	9,185,501.40
Account's Receivables	14	8,708,127.93	8,947,469.93
Total Financial Assets		20,772,792.26	18,132,971.33
Financial Liabilities			
Accounts Payables	15	14,526,826.00	6,906,027.00
Net Financial Assets		6,245,966.26	11,226,944.33
Represented By			
Fund Balance B/Fwd	16	11,226,944.33	10,372,790.08
Surplus/Deficit for the Year		(4,980,968.07)	854,154.25
Net Financial Position		6,245,976.26	11,226,944.33

The accounting policies and explanatory notes to these financial statements form an integral part of the financial statements. The report covers the six months for the period ended 30th June 2021 (from 1st January 2021 to 30th June 2021) and accompanying comparatives cover the twelve months period ended 31st December 2020 (from 1st January 2020 to 31st December 2020).


The school financial statements were approved on 30th May 2024 and signed by:


.....
Willy R. Kariuki (Mr)
Chairman,
Board of Management

Nakuru Girls' High School
Date: 30th May 2024


.....
Rose Jepleting Rono (Mrs)
Secretary,
Board of Management
/Principal

Nakuru Girls' High School
Date: 30th May 2024


.....
Anthony Njoroge Kamau (Mr)
Finance Officer

Nakuru Girls' High School
Date: 30th May 2024



Nakuru Girls' High School
Annual Report and Financial Statements for the year ended 30th June 2021


8. Statement of Cash Flows for the Year Ended 30th June 2021

Description	Notes	2021/2021	2020/2020
		6 Months	12 Months
Receipts for Operating Income		Kshs	Kshs
Capitation Grants for Tuition	1	2,250,962.50	2,277,356.00
Capitation Grants for Operations	2	9,935,827.60	14,481,805.00
Capitation Grants for Infrastructure	3	4,192,000.00	-
School fund income- Parents Contributions/ Fees	4	29,812,883.50	32,755,592.00
Miscellaneous Income(s)	5	373,870.00	105,000.00
Farm	6	529,722.00	-
Total receipts		47,095,265.60	49,619,753.00
Payments			
Cash Outflows for Tuition	7	2,575,269.00	2,255,215.00
Cash Outflows for Operations	8	10,783,534.20	10,586,387.00
Cash Outflows for Boarding and School Fund	9	34,144,014.47	32,555,259.75
Cash Outflows for Farm	11	395,408.00	-
Total payments		47,898,225.67	45,396,861.75
Net cash flow from operating activities		(802,960.07)	4,222,891.25
Adjusted for			
Changes in Accounts Receivables	14	239,342.00	8,903,597.00
Changes in Accounts Payable	15	7,620,799.00	1,366,454.10
Net cash flow from operating activities		7,057,180.93	14,492,942.35
Cashflow from Investing Activities			
Acquisition of Assets	10	(4,178,008.00)	(3,368,737.00)
Decrease in Bus Project	16	-	(10,650,000.00)
Decrease in Investment	16	-	(15,411.80)
Increase in Livestock	16	-	202,670.00
Increase in Farm	16	-	2,734,824.20
Net Cash Flows from Investing Activities		(4,178,008.00)	(11,096,654.60)
Cashflow from Borrowing Activities			
Proceeds from Borrowings/ Loans		-	-
Repayment of Principal Borrowings	16	-	(2,493,618.70)
Net Cash Flow from Financing Activities		-	(2,493,618.70)
Net Increase in Cash and Cash Equivalents		2,879,172.93	902,669.05
Cash and Cash Equivalent at Beginning of the Year		9,185,501.40	8,282,832.35
Cash and Cash Equivalent at END of the Year		12,064,674.33	9,185,501.40


The above presentation of cash flow statement uses the direct method of cash flow presentation which is encouraged under IPSAS.

The accounting policies and explanatory notes to these financial statements form an integral part of the financial statements. The report covers the six months for the period ended 30th June 2021 (from 1st January 2021 to 30th June 2021) and accompanying comparatives cover the twelve months period ended 31st December 2020 (from 1st January 2020 to 31st December 2020).


The school financial statements were approved on 30th May 2024 and signed by



Willy R. Kariuki (Mr)
 Chairman,
 Board of Management



Rose Jepleting Rono (Mrs)
 Secretary,
 Board of Management
 /Principal




Anthony Njoroge Kamau (Mr)
 Finance Officer

Nakuru Girls' High School
 Date: 30th May 2024

Nakuru Girls' High School
 Date: 30th May 2024

Nakuru Girls' High School
 Date: 30th May 2024



9. Statement of Budgeted versus Actual Amounts for the Year Ended 30th June 2021

Receipt/Expenses Item	Original Budget	Adjustments	Final Budget	Actual on Comparable Basis	% of Utilization
	a	b	c = a+b	d	e = d/c
Receipts	Kshs	Kshs	Kshs	Kshs	
(1) Capitation Grant on Tuition					
Exercise Books	1,247,034.00	-	1,247,034.00	162,868.00	13.06%
Lab.Equipment	753,475.00	-	753,475.00	69,804.00	9.26%
T/L Materials	1,271,696.00	-	1,271,696.00	1,133,507.50	89.13%
Internal Exam	857,440.00	-	857,440.00	79,776.00	9.30%
Ref/Lib (Textbooks)	756,255.00	-	756,255.00	749,607.00	99.12%
SMASSE	240,000.00	-	240,000.00	55,400.00	23.08%
(2) Capitation Grant on Operations					
Local, Transport & Travelling	1,007,700.00	-	1,007,700.00	445,064.00	44.17%
Electricity, Water & Conservancy	2,999,600.00	-	2,999,600.00	1,326,316.00	44.22%
Repair, Maintenance & Improvement	5,900,000.00	-	5,900,000.00	4,159,000.00	70.49%
Activity	1,770,000.00	-	1,770,000.00	-	0.00%
Medical/Insurance	2,360,000.00	-	2,360,000.00	861,166.20	36.49%
Personal Emoluments	5,268,700.00	-	5,268,700.00	2,341,224.00	44.44%
Administration Costs	1,816,000.00	-	1,816,000.00	803,057.40	44.22%
(3) Capitation Grant on Infrastructure					
3No. Classrooms	11,857,451.00	-	11,857,451.00	4,192,000.00	35.35%
(4) Fees Charged on Parents					
Boarding, Equipment & Stores	40,238,800.00	-	40,238,800.00	14,681,533.50	36.49%
Local, Transport & Travelling	5,957,451.00	-	5,957,451.00	3,018,023.00	50.66%
Electricity, Water & Conservancy	5,998,264.00	-	5,998,264.00	2,703,330.00	45.07%
Repair, Maintenance & Improvement	2,874,200.00	-	2,874,200.00	1,400,814.00	48.74%
Activity	1,146,423.00	-	1,146,423.00	587,400.00	51.24%
Personal Emoluments	17,589,004.00	-	17,589,004.00	5,897,520.00	33.53%
Administration Costs	3,158,220.00	-	3,158,220.00	1,524,263.00	48.26%
(5) Miscellaneous Income(s)					
Income from Farming/Dairy Activities	3,678,000.00	-	3,678,000.00	529,722.00	14.40%
Accommodation	400,000.00	-	400,000.00	373,870.00	93.47%
Total Income	119,145,713.00	-	119,145,713.00	47,095,265.60	39.53%

Nakuru Girls' High School
Annual Report and Financial Statements for the year ended 30th June 2021

(6) Expenditure for Tuition					
Exercise Books	1,247,034.00	-	1,247,034.00	779,374.00	62.50%
Lab.Equipment	753,475.00	-	753,475.00	207,515.00	27.54%
T/L Materials	1,271,696.00	-	1,271,696.00	359,229.00	28.25%
Internal Exam	857,440.00	-	857,440.00	423,780.00	49.42%
Ref/Lib (Textbooks)	756,255.00	-	756,255.00	749,607.00	99.12%
SMASSE	240,000.00	-	240,000.00	55,400.00	23.08%
Bank Charges	-	-	-	364.00	0.00%
(7) Expenditure for Operations					
Local, Transport & Travelling	1,007,700.00	-	1,007,700.00	509,601.00	50.57%
Electricity, Water & Conservancy	2,999,600.00	-	2,999,600.00	1,817,540.00	60.59%
Repair, Maintenance & Improvement	5,900,000.00	-	5,900,000.00	4,192,000.00	71.05%
Activity	1,770,000.00	-	1,770,000.00	-	0.00%
Medical/Insurance	2,360,000.00	-	2,360,000.00	861,166.20	36.49%
Personal Emoluments	5,268,700.00	-	5,268,700.00	3,180,151.00	60.36%
Administration Costs	1,816,000.00	-	1,816,000.00	223,076.00	12.28%
(8) Expenditure for Infrastructure					
3No. Science Laboratories	11,857,451.00	-	11,857,451.00	4,177,708.00	35.23%
Bank Charges	-	-	-	300.00	0.00%
((9) Expenditure for School Fund/Boarding					
Boarding, Equipment & Stores	40,238,800.00	-	40,238,800.00	19,304,054.00	47.97%
Local, Transport & Travelling	5,957,451.00	-	5,957,451.00	4,216,972.00	70.78%
Electricity, Water & Conservancy	5,998,264.00	-	5,998,264.00	2,117,352.00	35.30%
Repair, Maintenance & Improvement	2,874,200.00	-	2,874,200.00	-	0.00%
Activity	1,146,423.00	-	1,146,423.00	131,908.00	11.51%
Personal Emoluments	17,589,004.00	-	17,589,004.00	5,109,266.00	29.05%
Administration Costs	3,158,220.00	-	3,158,220.00	2,924,462.47	92.60%
Expenses on Miscellaneous Income					
Income from Farming/Dairy Activities	3,678,000.00	-	3,678,000.00	395,408.00	10.75%
Accomodation	400,000.00	-	400,000.00	340,000.00	85.00%
Total Expenditure	119,145,713.00	-	119,145,713.00	52,076,233.67	43.71%

Budget commentary

- i. The school has only received 39.53% of the expected revenue from 4th January 2021 to 30th June 2021
- ii. The school has only utilized 43.71% of the fees collected from 4th January 2021 to 30th June 2021

10. Significant Accounting Policies

The principal accounting policies adopted in the preparation of these financial statements are set out below:

1. Statement of compliance and basis of preparation

The financial statements have been prepared in accordance with and comply with International Public Sector Accounting Standards (IPSAS) with particular emphasis on Cash Basis Financial Reporting under the Cash Basis of Accounting and applicable government legislations and regulations. The financial statements comply with and conform to the form of presentation prescribed by the Public Sector Accounting Standards Board of Kenya.

This cash basis of accounting has been supplemented with accounting for; a) receivables that include school fees from parents, imprest, salary advances and other receivables and b) payables that include deposits and retentions and payables from operations.

The financial statements are presented in Kenya Shillings, which is the functional and reporting currency of the school, and all values are rounded to the nearest Kenya Shilling (Kshs). The accounting policies adopted have been consistently applied to all the years presented.

2. Recognition of receipts and payments

The school recognises all receipts from the various sources when the event occurs, and the related cash has actually been received by the school. In addition, the school recognises all expenses when the event occurs, and the related cash has actually been paid out by the school. Income arising from school fees is recognised when the event occurs whether cash is received or not. Expenditure arising from operations is recognised when the event occurs irrespective of receipt of cash.

3. In-kind contributions

In-kind contributions are donations that are made to the school in the form of actual goods and/or services rather than in money or cash terms. These donations may include vehicles, equipment or personnel services. Where the financial value received for in-kind contributions can be reliably determined, the school includes such value in the statement of receipts and payments both as a receipt and as a payment in equal and opposite amounts; otherwise, the contribution is not recorded.

4. Cash and cash equivalents

Cash and cash equivalents comprise cash on hand and cash at bank, short-term deposits on call and highly liquid investments with an original maturity of three months or less, which are readily convertible to known amounts of cash and are subject to insignificant risk of changes in value. Bank account balances include amounts held at various financial institutions at the end of the financial year.

5. Accounts Receivable

For the purposes of these financial statements, imprests and advances to authorised public officers and/or institutions which were not surrendered or accounted for at the end of the financial year are treated as receivables. Accounts receivables also include school fees billed to parents for services rendered but not paid. This is an enhancement to the cash accounting policy. Other accounts receivables are disclosed in the financial statements.

6. Accounts Payable

For the purposes of these financial statements, deposits and retentions held on behalf of third parties have been recognized as accounts payables. This is in recognition of the government practice of retaining a portion of contracted services and works pending fulfilment of obligations by the contractor and to hold deposits on behalf of third parties. Payables also include expenditure incurred for the purchase of goods, works and services that has been rendered and not settled. This is an enhancement to the cash accounting policy adopted for public secondary schools. Other liabilities are disclosed in the financial statements.

7. Non-current assets

Non-current assets are expensed at the time of acquisition while disposal proceeds are recognized as receipts at the time of disposal. However, the acquisitions and disposals are reflected in the school fixed asset register a summary of which is provided as a memorandum to these financial statements.

8. Budget

The budget is developed on the same accounting basis (cash basis), the same accounts classification basis, and for the same period as the financial statements. The school's budget was approved by the School Board of Management and adopted by the parents for implementation in an Annual General Meeting (A.G.M). A comparison of the actual performance against the comparable budget for the financial year under review has been included in the financial statements.

9. Comparative figures

Where necessary comparative figures for the previous financial year have been amended or reconfigured to conform to the required changes in presentation.

10. Subsequent events

There have been no events subsequent to the financial year end with a significant impact on the financial statements for the year ended 30th June 2021.

11. Notes to the Financial Statements

1 Capitation Grants for Tuition

Description	2021/2021	2020/2020
	6 Months	12 Months
	Kshs	Kshs
Exercise books	162,868.00	693,776.00
Laboratory equipment	69,804.00	298,680.00
Teaching / learning materials	1,133,507.50	306,016.00
Internal exams	79,776.00	340,600.00
Textbooks and reference materials	749,607.00	428,684.00
SMASSE	55,400.00	209,600.00
Total	2,250,962.50	2,277,356.00

2 Capitation Grants for Operations

Description	2021/2021	2020/2020
	6 Months	12 Months
	Kshs	Kshs
Personnel emoluments	2,341,224.00	3,762,745.00
Repairs and maintenance	4,159,000.00	4,742,000.00
Local transport / travelling	445,064.00	316,496.00
Electricity and water	1,326,316.00	2,005,852.00
Medical	861,166.20	1,659,500.00
Administration costs	803,057.40	1,209,212.00
Activity	-	786,000.00
Total	9,935,827.60	14,481,805.00

3 Capitation Grants for Infrastructure

Description	2021/2021	2020/2020
	6 Months	12 Months
	Kshs	Kshs
Maintenance and Improvement (MOE)	4,192,000.00	-
Total	4,192,000.00	-

4 School Fund Income - Parents' Contribution/Fees

Description	2021/2021	2020/2020
	6 Months	12 Months
	Kshs	Kshs
Boarding, Equipment & Stores	14,681,533.50	18,270,448.00
Local transport / travelling	3,018,023.00	2,582,418.00
Electricity, Water & Conservancy	2,703,330.00	2,600,680.00
Repairs and maintenance	1,400,814.00	-
Activity	587,400.00	496,291.00
Personnel emoluments	5,897,520.00	7,337,353.00
Administration costs	1,524,263.00	1,468,402.00
Total	29,812,883.50	32,755,592.00

Nakuru Girls' High School
Annual Report and Financial Statements for the year ended 30th June 2021

5 Miscellaneous Incomes

Description	2021/2021	2020/2020
	6 Months	12 Months
	Kshs	Kshs
Tender	-	105,000.00
Accommodation	373,870.00	-
Total	373,870.00	105,000.00

6 Farm Income

Description	2021/2021	2020/2020
	6 Months	12 Months
	Kshs	Kshs
Farm Output	529,722.00	-
Total	529,722.00	-

7 Tuition

Description	2021/2021	2020/2020
	6 Months	12 Months
	Kshs	Kshs
Exercise books	779,374.00	660,000.00
Laboratory equipment	207,515.00	301,000.00
Teaching / learning materials	359,229.00	415,610.00
Internal exams	423,780.00	439,000.00
Textbooks and reference materials	749,607.00	228,925.00
SMASSE	55,400.00	209,600.00
Bank Charges	364.00	1,080.00
Total	2,575,269.00	2,255,215.00

8 Operations

Description	2021/2021	2020/2020
	6 Months	12 Months
	Kshs	Kshs
Personnel emoluments	3,180,151.00	7,042,825.00
Repairs, maintenance and Improvement	4,192,000.00	550,000.00
Local transport / travelling	509,601.00	139,272.00
Electricity, water and conservancy	1,817,540.00	200,000.00
Medical	861,166.20	1,449,900.00
Administration costs	223,076.00	491,750.00
Activity	-	712,640.00
Total	10,783,534.20	10,586,387.00

Nakuru Girls' High School
Annual Report and Financial Statements for the year ended 30th June 2021

9 Infrastructure

Description	2021/2021	2020/2020
	6 Months	12 Months
	Kshs	Kshs
Construction of 3no. Science Laboratories	4,177,708.00	3,368,737.00
Bank Charges	300.00	-
Total	4,178,008.00	3,368,737.00

10 Boarding and School Fund

Description	2021/2021	2020/2020
	6 Months	12 Months
	Kshs	Kshs
Boarding, Equipment & Stores	19,304,054.00	17,940,020.00
Local transport / travelling	4,216,972.00	3,772,591.00
Electricity, Water & Conservancy	2,117,352.00	3,268,026.00
Repairs and maintenance	-	-
Activity	131,908.00	494,162.00
Personnel emoluments	5,109,266.00	5,624,953.00
Administration costs	2,924,462.47	1,436,507.75
Expenses on Income Generating Activities	340,000.00	19,000.00
Total	34,144,014.47	32,555,259.75

11 Farm

Description	2021/2021	2020/2020
	6 Months	12 Months
	Kshs	Kshs
Farm Expenses	395,408.00	-
Total	395,408.00	-

12 Bank Accounts

Name of Bank, Account No. & currency	Status	Bank Account Number	2021/2021	2020/2020
Description			6 Months	12 Months
			Kshs	Kshs
Tuition Account	Active	01139025846200	398,986.90	24,353.40
Operations Account	Active	1101669888	3,449,298.70	4,297,005.30
School Fund Account	Active	0130269238233	779,888.80	235,943.00
School Fund Account	Active	1131692578	1,908,923.98	939,612.49
School Fund Account	Active	0102828828400	1,888,638.10	543,757.36
Infrastructure Account	Active	0310298820551	3,275,039.85	2,992,482.85
Farm Account	Active	1198915803	134,314.00	-
Total			11,835,090.33	9,033,154.40

Nakuru Girls' High School
Annual Report and Financial Statements for the year ended 30th June 2021

13 Cash in Hand

Description	2021/2021		2020/2020	
	6 Months		12 Months	
	Kshs		Kshs	
Notes, Coins and Cheque		229,574.00		152,347.00
Total		229,574.00		152,347.00

14 Accounts Receivable

Description	2021/2021		2020/2020	
	6 Months		12 Months	
	Kshs		Kshs	
Fees arrears (See ageing below and appendix 1)		8,708,127.93		8,947,469.93
Total		8,708,127.93		8,947,469.93

14 b) Ageing Analysis of Accounts Receivable

Description	2021/2021		2020/2020	
	6 Months		12 Months	
	Kshs	% of the total	Kshs	% of the total
Less than 1 year	1,131,523.00	13%	2,969,573.00	33.19%
Between 1 - 2 years	1,598,908.00	18.36%	866,570.00	9.69%
Between 2 - 3 years	866,570.00	9.95%	-	-
Over 3 years)	5,111,326.93	58.69%	5,111,326.93	57.12%
Total	8,708,127.93	100%	8,947,469.93	100%

15 Accounts Payable

Description	2021/2021		2020/2020	
	6 Months		12 Months	
	Kshs		Kshs	
Trade creditors (See ageing below and appendix 1)		10,932,335.00		957,300.00
Prepaid fees		3,594,491.00		5,948,727.00
Total		14,526,826.00		6,906,027.00

15 b) Ageing Analysis of Accounts Payable

Description	2021/2021		2020/2020	
	6 Months		12 Months	
	Kshs	% of the total	Kshs	% of the total
Less than 1 year	9,975,035.00	91.24%	-	-
Between 1 - 2 years	-	-	-	-
Between 2 - 3 years	-	-	-	-
Over 3 years)	957,300.00	8.76%	957,300.00	100%
Total	10,932,335.00	100%	957,300.00	100%

Nakuru Girls' High School
Annual Report and Financial Statements for the year ended 30th June 2021

16 Fund Balance Brought Forward

Description	2021/2021	2020/2020
	6 Months	12 Months
	Kshs	Kshs
Bank balances	9,033,154.40	8,282,632.35
Cash balances	152,347.00	200.00
Receivables	8,947,469.93	17,851,066.93
Payables	(6,906,027.00)	(5,539,572.90)
Investments	-	(15,411.80)
Bus Project	-	(10,650,000.00)
Livestock	-	202,670.00
Farm	-	2,734,824.20
Bank loan(s)	-	(2,493,618.70)
Total	11,226,944.33	10,372,790.08

17 Summary of Overview of Net Growth of Miscellaneous Income(s)

Description	2021/2021	2020/2020	2019/2019	2018/2018
	6 Months	12 Months	12 Months	12 Months
	Kshs	Kshs	Kshs	Kshs
Incomes				
Tender	-	105,000.00	181,000.00	63,000.00
Farm	529,722.00	1,920,537.00	5,446,399.00	3,811,293.00
Accommodation	373,870.00	-	9,959,686.00	3,166,564.00
Students' Id Card	-	-	141,500.00	146,000.00
Total	903,592.00	2,025,537.00	15,728,585.00	7,186,857.00
Expenditures				
Tender	-	19,000.00	171,924.00	9,000.00
Farm	395,408.00	1,893,655.00	5,201,506.00	3,606,384.00
Accommodation	340,000.00	-	8,761,123.00	2,688,390.00
Students' Id Card	-	-	91,780.00	112,240.00
Total	735,408.00	1,912,655.00	14,226,333.00	6,416,014.00
Net Growth Incomes				
Tender	-	86,000.00	9,076.00	54,000.00
Farm	134,314.00	26,882.00	244,893.00	204,909.00
Accommodation	33,870.00	-	1,198,563.00	478,174.00
Students' Id Card	-	-	49,720.00	33,760.00
Total	168,184.00	112,882.00	1,502,252.00	770,843.00

Nakuru Girls' High School
Annual Report and Financial Statements for the year ended 30th June 2021

Other important disclosure notes

IPSAS Cash Standard encourages an entity to disclose accrual related information in relation to an entity's assets and liabilities. The notes outlined below are disclosure notes in relation to the school's non- financial assets and liabilities.

18 Biological assets

Description	Numbers	2021/2021	2020/2020
		6 Months	12 Months
		Kshs	Kshs
Cattle	58	1,599,000.00	-
Trees	520	1,560,000.00	-
Total		3,159,000.00	-

19 Stock/Inventory

Description		2021/2021	2020/2020
		6 Months	12 Months
		Kshs	Kshs
Food stuffs		1,923,633.00	-
Lab consumables		174,110.00	-
Boarding Items		173,942.00	-
Stationeries		1,224,304.00	-
TOTAL		3,495,989.00	-

12. Progress on Follow Up of Auditor Recommendations

The school has not previously been audited by the Auditor General.

Nakuru Girls' High School
Annual Report and Financial Statements for the year ended 30th June 2021

13. Annexes

Annex 1 - Analysis of Pending Accounts Payable

S/no	Supplier of Goods or Services	Original Amount	Date Contracted from	Amount Paid To-date	Outstanding Balance as at 30/06/2021	Comment
		Kshs		Kshs	Kshs	
		a	b	c	d=a-c	
	Infrastructure Account					
a	Construction of Buildings					
1	3No. Science Laboratories	268,565.00	30/06/2021	-	268,565.00	
	Sub-Total (a)	268,565.00		-	268,565.00	
b	Supply of goods					
	Tuition Account					
1	Eskarift Enterprises	284,780.00	30/06/2021	-	284,780.00	
2	Remo Stationers & Printers	13,000.00	30/06/2021	-	13,000.00	
3	Patmat Bookshop Ltd	133,637.00	30/06/2021	-	133,637.00	
4	Guaca Stationers Ltd	267,523.00	30/06/2021	-	267,523.00	
	Sub-Total (b)	698,940.00		-	698,940.00	
c	School Fund/Boarding Account					
1	Hygienic Supermarket Ltd	532,597.00	30/06/2021	-	532,597.00	
2	Alice Wangari Wachira	300,000.00	30/06/2021	-	300,000.00	
3	Hygienic Butchery	234,400.00	30/06/2021	-	234,400.00	
4	Transmega Kenya Ltd	11,710.00	30/06/2021	-	11,710.00	
5	Weaver Bird Garments	417,835.00	30/06/2021	-	417,835.00	
6	Zen Pharmaceuticals	116,541.00	30/06/2021	-	116,541.00	
7	Five Stars Lightings	61,170.00	30/06/2021	-	61,170.00	
8	Prime Mattresses Ltd	105,000.00	30/06/2021	-	105,000.00	
9	Cymo Syfruits	75,700.00	30/06/2021	-	75,700.00	
10	Mache Hardware Stores	576,965.00	30/06/2021	-	576,965.00	
11	Eskarift Enterprises	476,760.00	30/06/2021	-	476,760.00	
12	Watercore Ltd	106,860.00	30/06/2021	-	106,860.00	
13	Green World Feeds	468,800.00	30/06/2021	-	468,800.00	
14	Guaca Stationers Ltd	876,707.00	30/06/2021	-	876,707.00	
15	Burette Technologies Ltd	511,588.00	30/06/2021	-	511,588.00	
16	Woolshop Ltd	957,300.00	01/01/2006	-	957,300.00	
	Sub-Total (c)	5,829,933.00			5,829,933.00	

Nakuru Girls' High School
Annual Report and Financial Statements for the year ended 30th June 2021

	School Fund/Boarding Account					
d	Supply of Services					
1	BOM Employees	1,268,814.00	30/06/2021	-	1,268,814.00	
2	Jane Wambui	17,150.00	30/06/2021	-	17,150.00	
3	Pauline Thuo	53,750.00	30/06/2021	-	53,750.00	
4	Creative Garbage Collection	101,500.00	30/06/2021	-	101,500.00	
5	Ngeton Electrical Services	297,710.00	30/06/2021	-	297,710.00	
6	Swift Safety Services	427,120.00	30/06/2021	-	427,120.00	
7	Nakusoft Services	44,000.00	30/06/2021	-	44,000.00	
8	First County Auto Services	244,301.00	30/06/2021	-	244,301.00	
9	James Obae	953,450.00	30/06/2021	-	953,450.00	
10	Edward Njeru	52,000.00	30/06/2021	-	52,000.00	
11	John Tonui	79,000.00	30/06/2021	-	79,000.00	
12	Sanlam Insurance Ltd	596,102.00	30/06/2021	-	596,102.00	
	Sub-Total (D)	4,134,897.00			4,134,897.00	
	Grand Total (e=a+b+c+d)	10,932,335.00			10,932,335.00	

Annex 2 - Summary of Fixed Assets Register

S/no	Asset class	Date Purchased	Historical Cost b/f	Historical Cost c/f
			Kshs	Kshs
1	Land	Balance b/f 01/01/2021	850,000,000.00	850,000,000.00
2	Buildings and Structure	Balance b/f 01/01/2021	340,540,000.00	340,540,000.00
3	Motor Vehicles	Balance b/f 01/01/2021	14,660,000.00	14,660,000.00
4	Office Equipment, furniture and fittings	Balance b/f 01/01/2021	2,181,949.00	2,181,949.00
5	ICT Equipment and Other ICT Assets	Balance b/f 01/01/2021	6,133,204.00	6,133,204.00
6	Tools and Apparatus	Balance b/f 01/01/2021	1,708,730.00	1,708,730.00
7	Textbooks	Balance b/f 01/01/2021	5,543,710.00	5,543,710.00
8	Other Machinery and Equipment	Balance b/f 01/01/2021	6,717,000.00	6,717,000.00
9	Intangible assets-software	Balance b/f 01/01/2021	198,645.00	198,645.00
	Total		1,227,683,238.00	1,227,683,238.00