


LIBRARY
OF
PARLIAMENT



THE NATIONAL GOVERNMENT CONSTITUENCIES DEVELOPMENT FUND

BOARD REPORT ON PROJECT PROPOSALS APPROVALS, DISBURSEMENT
STATUS AND RESTRICTIONS IMPOSED ON CONSTITUENCY ACCOUNT FOR
THE SECOND QUARTER OF 2019/20 FINANCIAL YEAR
(1ST OCTOBER, 2019 TO 31ST DECEMBER 2019)

THE NATIONAL GOVERNMENT
CONSTITUENCIES DEVELOPMENT FUND
DATE: 13 FEB 2020
THURSDAY
Hon. Duale Aden
Leader of majority party
Hermine Masey

JANUARY 20, 2020

Table of Contents

Introduction.....	3
Summary of Project Proposals for 2019/20 Financial Years received from the constituencies.....	4
Summary of the status of disbursement of funds to the Constituencies as at 31 st December, 2019.....	4
Disbursement Status Summary for 2019/20 Financial Year.....	4
Disbursement Status Summary for 2018/19 Financial Year.....	5
Disbursement Status Summary for 2017/18 Financial Year.....	5
Disbursement Status Summary for 2016/17 Financial Year.....	6
Disbursement Status Summary for 2015/16 Financial Year.....	6
Disbursement Status Summary for 2014/2015 Financial Year.....	7
Disbursement Status Summary for 2013/2014 Financial Year.....	7
Disbursement Status Summary for 2011/2012 Financial Year Including Conditional Grant.....	8
Disbursement Status Summary for 2010/2011 Financial Year.....	9
Summary of the status of disbursements from the National Treasury to the National Account.....	9
Restriction imposed on a Constituency Account.....	10
Constituencies that have received at least 15% of the allocation for 2019/20 Financial Year (Appendix D).....	11
Constituencies that have received Kshs.4 million for 2019/20 Financial Year (Appendix II).....	21
Constituencies that have received full allocations for 2018/19 Financial Year (Appendix III).....	23
Constituencies that have received more than 50% of the allocation for 2018/19 Financial Year (Appendix IV).....	30
Constituencies that have received 50% of the allocation for 2018/19 Financial Year (Appendix V).....	35
Constituencies that have received atleast 60% of the allocation for the 2017/18 Financial Year (Appendix VI).....	36
Constituencies that have received at least 70% of the allocation for the 2016/17 Financial Year (Appendix VII).....	39
Constituencies that have received atleast 90% of the allocation for the 2015/16 Financial Year (Appendix VIII).....	41
Constituencies that have received atleast 90% of the allocation for the 2014/15 Financial Year (Appendix IX).....	44
Constituencies that have received atleast 90% of the allocation for the 2013/14 Financial Year (Appendix X).....	45
Constituencies that have received atleast 90% of the allocation for the 2011/12 Financial Year (Appendix XI).....	45
Constituencies that have received atleast 90% of the allocation for the 2010/11 Financial Year (Appendix XII).....	46

INTRODUCTION

The NG-CDF Act, 2015 section 50 establishes the National Assembly Select Committee (NASC) on the NG-CDF whose main functions include but not limited to;

- (a) Oversee the implementation of the Act and in this respect, shall after every two years submit a report to the National Assembly and where necessary propose any amendments to this Act, in particular, with respect to the quantum of funds repayable into the Fund in accordance with section 4 of the Act;
- (b) Oversee the policy framework and legislative matters that may arise in relation to the Fund;
- (c) Continually review the framework set out for the efficient delivery of development programmes financed through the Fund;
- (d) Consider and report to the National Assembly, with recommendations, names of persons required to be approved by the National Assembly under this Act;

Section 51(1) of the Act further stipulates that the Board shall, on a quarterly basis, submit a report to the National Assembly Select Committee detailing the following;

- a) A summary of the project proposals received from the constituencies in the preceding quarter and indicating the approval status of such projects;
- (b) A summary of the status of disbursements of funds to the constituencies for that preceding quarter;
- (c) A summary of the status of disbursements from the Treasury to the National Account;
- (d) Any restriction imposed on a constituency account in accordance with the Act.

It is based on the foregoing that the NG-CDF Board is submitting its report for the second quarter of 2019/20 Financial Year.

A. SUMMARY OF PROJECT PROPOSALS FOR 2019/20 FINANCIAL YEARS RECEIVED FROM THE CONSTITUENCIES

The NG-CDF Board has deliberated on Project Proposals from two hundred and eighty eight (288) Constituencies. Two (2) Constituencies namely Funyula and Isiolo South are yet to submit their Project Proposals. The Board Management is following up with the respective Constituency Committees with a view to ensuring that the proposals are submitted before end of January 2020.

B. SUMMARY OF THE STATUS OF DISBURSEMENT OF FUNDS TO THE CONSTITUENCIES FOR FINANCIAL YEARS 2019/20, 2018/19, 2017/18, 2016/17, 2015/16, 2014/15, 2013/14, 2011/12 AND 2010/11 AS AT 31ST DECEMBER, 2019

Below is a summary of the status of disbursement of funds to the Constituencies as at 31st December, 2019;

(i) Disbursement Status Summary for 2019/20 Financial Year

Details	No.	Amount disbursed (Kshs)	Undisbursed funds (Kshs)	Allocation (Kshs)
Constituencies that have received at least 15% of the allocation <i>See (Appendix I) – Pg 11</i>	257	6,432,000,000	28,877,445,171	35,309,445,171
Constituencies that have received Kshs.4 million <i>See (Appendix II) – Pg 21</i>	33	132,000,000	4,401,979,847	4,533,979,847
Board Secretariat 5% Allocation			1,913,160,000	1,913,160,000
TOTAL	290	6,564,000,000	35,192,585,018	41,756,585,018

(ii) Disbursement Status Summary for 2018/19 Financial Year

Details	No.	Amount disbursed (Kshs)	Undisbursed funds (Kshs)	Allocation (Kshs)
Constituencies that have received full allocation <i>See (Appendix III) – Pg 23</i>	157	15,047,640,821	-	15,047,640,821
Constituencies that have received more than 50% of the allocation. <i>See (Appendix IV) - Pg 30</i>	117	11,953,765,408	804,017,044	12,757,782,452
Constituencies that have received 50% of the allocation. <i>See (Appendix V) - Pg 35</i>	16	864,715,000	879,939,008	1,744,654,008
Board Secretariat 5% Allocation		1,547,930,000	116,378,100	1,664,308,100
TOTAL	290	29,414,051,229	1,800,334,152	31,214,385,365

(iii) Disbursement Status Summary for 2017/18 Financial Year

Details	No.	Amount disbursed (Kshs)	Undisbursed funds (Kshs)	Allocation (Kshs)
Constituencies that have received full allocations.	227	22,289,051,720	-	22,289,051,720
Constituencies that have received atleast 60 % of the Allocation <i>See (Appendix VI) – Pg 36</i>	63	5,905,220,276	280,727,999	6,185,948,276
Board Secretariat 5% Allocation		1,325,000,000		1,325,000,000
TOTAL	290	29,519,271,996	280,727,999	29,799,999,999

(iv) Disbursement Status Summary for 2016/17 Financial Year

Details	No.	Amount disbursed (Kshs)	Undisbursed funds (Kshs)	Allocation (Kshs)
Constituencies that have received full allocations	250	20,474,137,930	-	20,474,137,930
Constituencies that have received atleast 70% of the total allocations. <i>See (Appendix VII) – Pg 39</i>	40	3,174,080,007	101,782,062	3,275,862,069
Board Secretariat 5% Allocation		1,250,000,000		1,250,000,000
TOTAL	290	24,898,217,937	101,782,062	25,000,000,000

(v) Disbursement Status Summary for 2015/16 Financial Year

Details	No.	Amount disbursed (Kshs)	Undisbursed funds (Kshs)	Allocation (Kshs)
Constituencies that have received full allocations	224	25,761,755,523		25,761,755,523
Constituencies that have received atleast 90% of the total allocations. <i>See (Appendix VIII) – Pg 41</i>	66	7,595,457,563	95,136,914	7,690,594,477
Board Secretariat 5% Allocation		1,760,650,000		1,760,650,000
TOTAL	290	35,117,863,086	95,136,916	35,213,000,000

(vi) Disbursement Status Summary for 2014/2015 Financial Year

Details	No.	Amount disbursed (Kshs)	Undisbursed funds (Kshs)	Allocation (Kshs)
Constituencies that have received full allocations	281	30,603,000,827	-	30,603,000,827
Constituencies that have received atleast 90% allocation. <i>See (Appendix IX) – Pg 44</i>	9	939,077,025	22,503,800	961,580,825
Board Secretariat 5% Allocation		1,648,500,000		1,648,500,000
TOTAL	290	33,190,577,852	22,503,800	33,213,000,000

(vii) Disbursement Status Summary for 2013/2014 Financial Year

Details	No.	Amount disbursed (Kshs)	Undisbursed funds (Kshs)	Allocation (Kshs)
Constituencies that have received full allocation	285	21,519,181,060		21,519,181,060
Constituencies that have received atleast 90% of the total allocations. <i>See (Appendix X) – Pg 45</i>	5	441,111,178	13,607,759	454,718,937
Board Secretariat 3% Allocation		1,088,100,000		1,088,100,000
TOTAL	290	23,048,392,238	13,607,759	23,062,000,000

(viii) Disbursement Status Summary for 2011/2012 Financial Year Including Conditional Grant

Details	No.	Amount Disbursed (Kshs)	Undisbursed Funds (Kshs)	Allocation (Kshs)
Constituencies that have received full allocations	203	16,460,580,405		16,460,580,405
Constituencies that have received atleast 90% of the allocation. <i>See (Appendix XI) – Pg 45</i>	7	521,863,653	7,105,942	528,969,595
Board Secretariat 3% Allocation		525,450,000		525,450,000
Arrears		1,800,000,000		
TOTAL	210			
Conditional Grant				
Constituencies that have received full allocations conditional grant	209	3,645,557,113		3,645,557,113
Constituencies that have received atleast 90% allocation (Emgwen)	1	17,442,857	400,000	17,042,857
TOTAL	210	21,170,494,028	7,505,942	22,978,000,000

(ix) Disbursement Status Summary for 2010/2011 Financial Year

Details	No.	Amount disbursed (Kshs)	Undisbursed funds (Kshs)	Allocation (Kshs)
Constituencies that have received full allocations	197	12,947,515,684		12,947,515,684
Constituencies that have received atleast 90% of the allocation. See (Appendix XII) – Pg 46	13	890,075,392	16,918,924	906,994,316
Board Secretariat 3% Allocation		428,490,000		428,490,000
TOTAL	210	14,266,081,076	16,918,924	14,283,000,000

C. SUMMARY OF THE STATUS OF DISBURSEMENTS FROM THE NATIONAL TREASURY TO THE NATIONAL ACCOUNT

Financial Year	Allocation	Receipt From the National Treasury	Balance of funds yet to be received from the National Treasury
Disbursement for 2008/2009 Financial Year	10,100,000,000	10,100,000,000	-
Disbursement for 2009/2010 Financial Year	12,329,300,000	12,329,300,000	-
Disbursement for 2010/2011 Financial Year	14,283,000,000	14,283,000,000	-
Disbursement for 2011/2012 Financial Year Including Conditional Grant	22,978,000,000	22,488,750,000	489,250,000
Disbursement for 2012/2013 Financial Year	21,763,000,000	21,763,000,000	-
Disbursement for 2013/2014 Financial Year	23,062,000,000	20,881,000,000	2,181,000,000
Disbursement for 2014/2015 Financial Year	33,213,000,005	30,906,500,000	2,306,500,005
Disbursement for 2015/2016 Financial Year	35,213,000,000	35,213,000,000	-
Disbursement for 2016/2017 Financial Year	25,000,000,000	25,000,000,000	-

Financial Year	Allocation	Receipt From the National Treasury	Balance of funds yet to be received from the National Treasury
Disbursement for 2017/2018 Financial Year	29,800,000,000	29,800,000,000	-
Disbursement for 2018/19 Financial Year	33,286,162,000	33,286,162,000	
Disbursement for 2019/20 Financial Year	41,749,800,000	11,200,000,000	30,549,800,000
TOTAL			35,526,550,005

D. RESTRICTION IMPOSED ON A CONSTITUENCY ACCOUNT

The NG-CDF Board did not impose restriction on any Constituency account during the second quarter of 2019/20 Financial Year.

Constituencies that have received at least 15% of the allocation for 2019/20 Financial Year

No.	Constituency	Allocation (Kshs.)	Disbursed (Kshs.)	Balance (Kshs.)
1	Ainabkoi	137,367,724.14	24,000,000	113,367,724.14
2	Ainamoi	137,367,724.14	24,000,000	113,367,724.14
3	Aldai	137,367,724.14	27,000,000	110,367,724.14
4	Alego Usonga	137,367,724.14	27,000,000	110,367,724.14
5	Awendo	137,367,724.14	27,000,000	110,367,724.14
6	Bahati	137,367,724.14	24,000,000	113,367,724.14
7	Banissa	137,367,724.14	24,000,000	113,367,724.14
8	Baringo Central	137,367,724.14	24,000,000	113,367,724.14
9	Baringo North	137,367,724.14	24,000,000	113,367,724.14
10	Belgut	137,367,724.14	24,000,000	113,367,724.14
11	Bobasi	137,367,724.14	24,000,000	113,367,724.14
12	Bomachoge Borabu	137,367,724.14	24,000,000	113,367,724.14
13	Bomachoge Chache	137,367,724.14	31,000,000	106,367,724.14
14	Bomet East	137,367,724.14	24,000,000	113,367,724.14
15	Bonchari	137,367,724.14	27,000,000	110,367,724.14
16	Bondo	137,367,724.14	24,000,000	113,367,724.14
17	Borabu	137,367,724.14	24,000,000	113,367,724.14
18	Bumula	137,367,724.14	24,000,000	113,367,724.14
19	Bura	137,367,724.14	27,000,000	110,367,724.14
20	Bureti	137,367,724.14	20,000,000	117,367,724.14
21	Butere	137,367,724.14	24,000,000	113,367,724.14

No.	Constituency	Allocation (Kshs.)	Disbursed (Kshs.)	Balance (Kshs.)
22	Butula	137,367,724.14	24,000,000	113,367,724.14
23	Buuri	137,367,724.14	24,000,000	113,367,724.14
24	Central Inmenti	137,367,724.14	24,000,000	113,367,724.14
25	Changamwe	137,367,724.14	22,000,000	115,367,724.14
26	Chepalungu	137,367,724.14	24,000,000	113,367,724.14
27	Cherangany	137,367,724.14	20,000,000	117,367,724.14
28	Chesumei	137,441,724.14	24,000,000	113,441,724.14
29	Dadaab	137,367,724.14	24,000,000	113,367,724.14
30	Dagoretti North	137,399,724.14	27,000,000	110,399,724.14
31	Dagoretti South	137,367,724.14	27,000,000	110,367,724.14
32	Eldama Ravine	137,367,724.14	31,000,000	106,367,724.14
33	Eldas	137,367,724.14	28,000,000	109,367,724.14
34	Embakasi Central	137,367,724.14	31,000,000	106,367,724.14
35	Embakasi East	137,367,724.14	20,000,000	117,367,724.14
36	Embakasi North	137,367,724.14	27,000,000	110,367,724.14
37	Embakasi West	137,367,724.14	22,000,000	115,367,724.14
38	Emgwen	137,367,724.14	20,000,000	117,367,724.14
39	Emuhaya	137,371,724.14	20,000,000	117,371,724.14
40	Emurua Dikirr	137,367,724.14	31,000,000	106,367,724.14
41	Endebess	137,367,724.14	27,000,000	110,367,724.14
42	Fafi	137,367,724.14	27,000,000	110,367,724.14
43	Galole	137,367,724.14	27,000,000	110,367,724.14
44	Ganze	137,367,724.14	20,000,000	117,367,724.14
45	Garissa Township	137,367,724.14	31,000,000	106,367,724.14
46	Garisen	137,367,724.14	27,000,000	110,367,724.14

No.	Constituency	Allocation (Kshs.)	Disbursed (Kshs.)	Balance (Kshs.)
47	Gatanga	137,367,724.14	24,000,000	113,367,724.14
48	Gatundu North	137,367,724.14	24,000,000	113,367,724.14
49	Gatundu South	137,367,724.14	27,000,000	110,367,724.14
50	Gem	137,367,724.14	24,000,000	113,367,724.14
51	Gichugu	137,620,724.14	24,000,000	113,620,724.14
52	Gilgil	137,367,724.14	24,000,000	113,367,724.14
53	Githunguri	137,702,724.14	27,000,000	110,702,724.14
54	Hamisi	137,367,724.14	20,000,000	117,367,724.14
55	Homa Bay Town	137,367,724.14	24,000,000	113,367,724.14
56	Igembe Central	137,367,724.14	27,000,000	110,367,724.14
57	Igembe North	137,367,724.14	31,000,000	106,367,724.14
58	Igembe South	137,367,724.14	24,000,000	113,367,724.14
59	Ijara	137,367,724.14	31,000,000	106,367,724.14
60	Ikolomani	137,367,724.14	24,000,000	113,367,724.14
61	Jomvu	137,367,724.14	20,000,000	117,367,724.14
62	Juja	137,367,724.14	27,000,000	110,367,724.14
63	Kabete	137,377,724.14	27,000,000	110,377,724.14
64	Kabondo Kasipul	137,367,724.14	24,000,000	113,367,724.14
65	Kabuchai	137,367,724.14	20,000,000	117,367,724.14
66	Kacheliba	137,367,724.14	24,000,000	113,367,724.14
67	Kaiti	137,367,724.14	24,000,000	113,367,724.14
68	Kajiado Central	137,367,724.14	24,000,000	113,367,724.14
69	Kajiado East	137,367,724.14	22,000,000	115,367,724.14
70	Kajiado North	137,367,724.14	27,000,000	110,367,724.14
71	Kajiado South	137,367,724.14	27,000,000	110,367,724.14

No.	Constituency	Allocation (Kshs.)	Disbursed (Kshs.)	Balance (Kshs.)
72	Kajiado West	137,367,724.14	27,000,000	110,367,724.14
73	Kaloleni	137,367,724.14	27,000,000	110,367,724.14
74	Kamukunji	137,367,724.14	24,000,000	113,367,724.14
75	Kandara	137,367,724.14	27,000,000	110,367,724.14
76	Kanduyi	137,367,724.14	24,000,000	113,367,724.14
77	Kangundo	137,367,724.14	28,000,000	109,367,724.14
78	Kapenguria	137,367,724.14	24,000,000	113,367,724.14
79	Kapseret	137,367,724.14	27,000,000	110,367,724.14
80	Kasarani	137,422,724.14	27,000,000	110,422,724.14
81	Kasipul	137,367,724.14	27,000,000	110,367,724.14
82	Kathiani	137,367,724.14	24,000,000	113,367,724.14
83	Keiyo North	137,367,724.14	27,000,000	110,367,724.14
84	Keiyo South	137,452,724.14	27,000,000	110,452,724.14
85	Kesses	137,367,724.14	24,000,000	113,367,724.14
86	Khwisero	137,367,724.14	27,000,000	110,367,724.14
87	Kiamba	137,367,724.14	24,000,000	113,367,724.14
88	Kiambu	137,367,724.14	20,000,000	117,367,724.14
89	Kibra	137,367,724.14	27,000,000	110,367,724.14
90	Kipwezi East	137,367,724.14	24,000,000	113,367,724.14
91	Kipwezi West	137,367,724.14	27,000,000	110,367,724.14
92	Kieni	137,367,724.14	27,000,000	110,367,724.14
93	Kiharu	137,510,724.14	24,000,000	113,510,724.14
94	Kikuyu	137,367,724.14	29,000,000	108,367,724.14
95	Kilgoris	137,367,724.14	24,000,000	113,367,724.14
96	Kilifi North	137,561,724.14	27,000,000	110,561,724.14

No.	Constituency	Allocation (Kshs.)	Disbursed (Kshs.)	Balance (Kshs.)
97	Kilifi South	137,501,724.14	24,000,000	113,501,724.14
98	Kilome	137,367,724.14	24,000,000	113,367,724.14
99	Kimisini	137,367,724.14	24,000,000	113,367,724.14
100	Kinango	137,367,724.14	24,000,000	113,367,724.14
101	Kinangop	137,367,724.14	24,000,000	113,367,724.14
102	Kipkelion West	137,367,724.14	24,000,000	113,367,724.14
103	Kirinyaga Central	137,373,724.14	24,000,000	113,373,724.14
104	Kisauni	137,458,724.14	24,000,000	113,458,724.14
105	Kisumu Central	137,367,724.14	31,000,000	106,367,724.14
106	Kisumu East	137,367,724.14	24,000,000	113,367,724.14
107	Kisumu West	137,367,724.14	24,000,000	113,367,724.14
108	Kitui Central	137,367,724.14	27,000,000	110,367,724.14
109	Kitui East	137,367,724.14	24,000,000	113,367,724.14
110	Kitui Rural	137,367,724.14	24,000,000	113,367,724.14
111	Kitui South	137,367,724.14	27,000,000	110,367,724.14
112	Kitui West	137,367,724.14	24,000,000	113,367,724.14
113	Kitutu Chache North	137,367,724.14	24,000,000	113,367,724.14
114	Kitutu Chache South	137,367,724.14	24,000,000	113,367,724.14
115	Kitutu Masaba	137,367,724.14	24,000,000	113,367,724.14
116	Konoin	137,367,724.14	24,000,000	113,367,724.14
117	Kuresoi North	137,367,724.14	30,000,000	107,367,724.14
118	Kuresoi South	137,367,724.14	27,000,000	110,367,724.14
119	Kuria East	137,367,724.14	24,000,000	113,367,724.14
120	Kuria West	137,367,724.14	20,000,000	117,367,724.14
121	Kwanza	137,367,724.14	31,000,000	106,367,724.14

No.	Constituency	Allocation (Kshs.)	Disbursed (Kshs.)	Balance (Kshs.)
122	Lafey	137,367,724.14	27,000,000	110,367,724.14
123	Laikipia East	137,367,724.14	27,000,000	110,367,724.14
124	Laikipia North	137,367,724.14	27,000,000	110,367,724.14
125	Laikipia West	137,371,724.14	27,000,000	110,371,724.14
126	Laisamis	137,367,724.14	24,000,000	113,367,724.14
127	Lamu East	137,367,724.14	31,000,000	106,367,724.14
128	Lamu West	137,367,724.14	27,000,000	110,367,724.14
129	Langata	137,367,724.14	24,000,000	113,367,724.14
130	Lari	137,367,724.14	24,000,000	113,367,724.14
131	Likoni	137,367,724.14	31,000,000	106,367,724.14
132	Limuru	137,367,724.14	20,000,000	117,367,724.14
133	Loima	137,367,724.14	24,000,000	113,367,724.14
134	Luanda	137,367,724.14	20,000,000	117,367,724.14
135	Lugari	137,367,724.14	24,000,000	113,367,724.14
136	Lunga Lunga	137,367,724.14	24,000,000	113,367,724.14
137	Lurambi	137,367,724.14	30,000,000	107,367,724.14
138	Maara	137,367,724.14	24,000,000	113,367,724.14
139	Machakos Town	137,367,724.14	24,000,000	113,367,724.14
140	Magarini	137,367,724.14	24,000,000	113,367,724.14
141	Makadara	137,367,724.14	27,000,000	110,367,724.14
142	Makueni	137,367,724.14	27,000,000	110,367,724.14
143	Malava	137,367,724.14	20,000,000	117,367,724.14
144	Malindi	137,367,724.14	24,000,000	113,367,724.14
145	Mandera East	137,367,724.14	31,000,000	106,367,724.14
146	Mandera North	137,367,724.14	24,000,000	113,367,724.14

No.	Constituency	Allocation (Kshs.)	Disbursed (Kshs.)	Balance (Kshs.)
147	Mandera South	137,367,724.14	24,000,000	113,367,724.14
148	Mandera West	137,367,724.14	24,000,000	113,367,724.14
149	Manyatta	137,367,724.14	24,000,000	113,367,724.14
150	Maragwa	137,367,724.14	30,000,000	107,367,724.14
151	Marakwet East	137,367,724.14	24,000,000	113,367,724.14
152	Marakwet West	137,378,724.14	27,000,000	110,378,724.14
153	Masinga	137,367,724.14	31,000,000	106,367,724.14
154	Matayos	137,367,724.14	24,000,000	113,367,724.14
155	Mathare	137,367,724.14	24,000,000	113,367,724.14
156	Mathira	137,367,724.14	24,000,000	113,367,724.14
157	Matuga	137,367,724.14	31,000,000	106,367,724.14
158	Matungu	137,367,724.14	20,000,000	117,367,724.14
159	Matungulu	137,367,724.14	24,000,000	113,367,724.14
160	Mavoko	137,367,724.14	24,000,000	113,367,724.14
161	Mbeere South	137,367,724.14	20,000,000	117,367,724.14
162	Mbooni	137,367,724.14	27,000,000	110,367,724.14
163	Mogotio	137,367,724.14	24,000,000	113,367,724.14
164	Moiiben	137,367,724.14	22,000,000	115,367,724.14
165	Molo	137,367,724.14	24,000,000	113,367,724.14
166	Mosop	137,367,724.14	27,000,000	110,367,724.14
167	Moyale	137,367,724.14	24,000,000	113,367,724.14
168	Msambweni	137,367,724.14	24,000,000	113,367,724.14
169	Mt. Elgon	137,379,724.14	31,000,000	106,379,724.14
170	Muhoroni	137,367,724.14	24,000,000	113,367,724.14
171	Mukurweini	139,106,021.14	24,000,000	115,106,021.14

No.	Constituency	Allocation (Kshs.)	Disbursed (Kshs.)	Balance (Kshs.)
172	Mumias West	137,367,724.14	24,000,000	113,367,724.14
173	Mvita	137,367,724.14	20,000,000	117,367,724.14
174	Mwala	137,367,724.14	20,000,000	117,367,724.14
175	Mwatate	137,367,724.14	27,000,000	110,367,724.14
176	Mwea	137,367,724.14	22,000,000	115,367,724.14
177	Mwingi Central	137,367,724.14	20,000,000	117,367,724.14
178	Mwingi North	137,367,724.14	24,000,000	113,367,724.14
179	Mwingi West	137,367,724.14	24,000,000	113,367,724.14
180	Naivasha	137,367,724.14	24,000,000	113,367,724.14
181	Nakuru Town East	137,367,724.14	24,000,000	113,367,724.14
182	Nakuru Town West	137,403,724.14	24,000,000	113,403,724.14
183	Nambale	137,367,724.14	24,000,000	113,367,724.14
184	Nandi Hills	137,367,724.14	27,000,000	110,367,724.14
185	Narok East	137,367,724.14	27,000,000	110,367,724.14
186	Narok North	137,367,724.14	24,000,000	113,367,724.14
187	Narok South	137,367,724.14	24,000,000	113,367,724.14
188	Narok West	137,367,724.14	24,000,000	113,367,724.14
189	Navakholo	137,367,724.14	31,000,000	106,367,724.14
190	Ndaragwa	137,466,724.14	27,000,000	110,466,724.14
191	Ndia	137,430,724.14	24,000,000	113,430,724.14
192	Njoro	137,367,724.14	24,000,000	113,367,724.14
193	North Horr	137,367,724.14	24,000,000	113,367,724.14
194	North Inmenti	139,641,994.14	24,000,000	115,641,994.14
195	North Mugirango	137,367,724.14	24,000,000	113,367,724.14
196	Nyali	137,367,724.14	27,000,000	110,367,724.14

No.	Constituency	Allocation (Kshs.)	Disbursed (Kshs.)	Balance (Kshs.)
197	Nyando	137,367,724.14	27,000,000	110,367,724.14
198	Nyaribari Chache	137,367,724.14	31,000,000	106,367,724.14
199	Nyaribari Masaba	137,367,724.14	24,000,000	113,367,724.14
200	Nyatike	137,367,724.14	20,000,000	117,367,724.14
201	OIJoro Orok	137,367,724.14	27,000,000	110,367,724.14
202	Pokot South	137,367,724.14	27,000,000	110,367,724.14
203	Rabai	137,367,724.14	27,000,000	110,367,724.14
204	Rangwe	137,367,724.14	24,000,000	113,367,724.14
205	Rarieda	137,367,724.14	27,000,000	110,367,724.14
206	Rongai	137,367,724.14	24,000,000	113,367,724.14
207	Rongo	137,367,724.14	27,000,000	110,367,724.14
208	Roysambu	137,367,724.14	24,000,000	113,367,724.14
209	Ruaraka	137,367,724.14	20,000,000	117,367,724.14
210	Ruiru	137,367,724.14	24,000,000	113,367,724.14
211	Runyenjes	137,367,724.14	24,000,000	113,367,724.14
212	Sabatia	137,367,724.14	20,000,000	117,367,724.14
213	Saboti	137,367,724.14	27,000,000	110,367,724.14
214	Saku	137,367,724.14	24,000,000	113,367,724.14
215	Samburu East	137,367,724.14	24,000,000	113,367,724.14
216	Samburu North	137,367,724.14	24,000,000	113,367,724.14
217	Samburu West	137,367,724.14	24,000,000	113,367,724.14
218	Seme	137,367,724.14	24,000,000	113,367,724.14
219	Shinyalu	137,367,724.14	24,000,000	113,367,724.14
220	Sigor	137,367,724.14	24,000,000	113,367,724.14
221	Sotik	137,440,224.14	20,000,000	117,440,224.14

No.	Constituency	Allocation (Kshs.)	Disbursed (Kshs.)	Balance (Kshs.)
222	South Inmenti	137,367,724.14	24,000,000	113,367,724.14
223	South Mugirango	137,367,724.14	24,000,000	113,367,724.14
224	Soy	137,379,724.14	27,000,000	110,379,724.14
225	Starehe	137,367,724.14	24,000,000	113,367,724.14
226	Suba South	137,367,724.14	29,000,000	108,367,724.14
227	Subukia	137,367,724.14	24,000,000	113,367,724.14
228	Suna West	137,367,724.14	24,000,000	113,367,724.14
229	Tarbaj	137,367,724.14	27,000,000	110,367,724.14
230	Taveta	137,367,724.14	24,000,000	113,367,724.14
231	Teso South	137,367,724.14	24,000,000	113,367,724.14
232	Tetu	137,377,724.14	24,000,000	113,377,724.14
233	Tharaka	137,367,724.14	27,000,000	110,367,724.14
234	Thika Town	137,367,724.14	24,000,000	113,367,724.14
235	Tiary	137,367,724.14	24,000,000	113,367,724.14
236	Tigania East	137,367,724.14	24,000,000	113,367,724.14
237	Tigania West	137,367,724.14	27,000,000	110,367,724.14
238	Tinderet	137,479,724.14	24,000,000	113,479,724.14
239	Tongaren	137,367,724.14	24,000,000	113,367,724.14
240	Turbo	137,367,724.14	31,000,000	106,367,724.14
241	Turkana Central	137,367,724.14	24,000,000	113,367,724.14
242	Turkana East	137,367,724.14	27,000,000	110,367,724.14
243	Turkana North	137,367,724.14	27,000,000	110,367,724.14
244	Turkana South	137,447,724.14	24,000,000	113,447,724.14
245	Turkana West	137,367,724.14	24,000,000	113,367,724.14
246	Ugenya	137,367,724.14	24,000,000	113,367,724.14

No.	Constituency	Allocation (Kshs.)	Disbursed (Kshs.)	Balance (Kshs.)
247	Ugunja	137,367,724.14	27,000,000	110,367,724.14
248	Uriki	137,367,724.14	24,000,000	113,367,724.14
249	Wajir East	137,367,724.14	24,000,000	113,367,724.14
250	Wajir South	137,367,724.14	27,000,000	110,367,724.14
251	Wajir West	137,367,724.14	27,000,000	110,367,724.14
252	Webuye East	137,367,724.14	24,000,000	113,367,724.14
253	Webuye West	137,367,724.14	27,000,000	110,367,724.14
254	West Mugirango	137,367,724.14	24,000,000	113,367,724.14
255	Westlands	137,367,724.14	27,000,000	110,367,724.14
256	Wundanyi	137,367,724.14	24,000,000	113,367,724.14
257	Yatta	137,367,724.14	24,000,000	113,367,724.14
	Total	35,309,445,170.98	6,432,000,000.00	28,877,445,170.98

Appendix II

Constituencies that have received Kshs.4 million for 2019/20 Financial Year

No.	Constituency	Allocation (Kshs.)	Disbursed (Kshs.)	Balance (Kshs.)
1	Balambala	137,367,724.14	4,000,000	133,367,724.14
2	Baringo South	137,378,724.14	4,000,000	133,378,724.14
3	Bomet Central	137,367,724.14	4,000,000	133,367,724.14
4	Budalangi	137,367,724.14	4,000,000	133,367,724.14
5	Chuka/Igambang'ombe	137,367,724.14	4,000,000	133,367,724.14
6	Embakasi South	137,367,724.14	4,000,000	133,367,724.14

No.	Constituency	Allocation (Kshs.)	Disbursed (Kshs.)	Balance (Kshs.)
7	Funyula	137,367,724.14	4,000,000	133,367,724.14
8	Isiolo North	137,367,724.14	4,000,000	133,367,724.14
9	Isiolo South	137,367,724.14	4,000,000	133,367,724.14
10	Kangema	137,367,724.14	4,000,000	133,367,724.14
11	Karachuonyo	137,367,724.14	4,000,000	133,367,724.14
12	Kigumo	137,367,724.14	4,000,000	133,367,724.14
13	Kimilili	137,367,724.14	4,000,000	133,367,724.14
14	Kipipiri	137,367,724.14	4,000,000	133,367,724.14
15	Kipkelion East	137,367,724.14	4,000,000	133,367,724.14
16	Lagdera	137,367,724.14	4,000,000	133,367,724.14
17	Likuyani	138,079,674.14	4,000,000	134,079,674.14
18	Mathioya	137,367,724.14	4,000,000	133,367,724.14
19	Mbeere North	137,367,724.14	4,000,000	133,367,724.14
20	Mumias East	137,367,724.14	4,000,000	133,367,724.14
21	Ndhiwa	137,367,724.14	4,000,000	133,367,724.14
22	Nyakach	137,367,724.14	4,000,000	133,367,724.14
23	Nyeri Town	137,367,724.14	4,000,000	133,367,724.14
24	Ol Kalou	137,367,724.14	4,000,000	133,367,724.14
25	Othaya	137,475,724.14	4,000,000	133,475,724.14
26	Sigowet/Soin	137,367,724.14	4,000,000	133,367,724.14
27	Sirisia	137,367,724.14	4,000,000	133,367,724.14
28	Suba North	137,367,724.14	4,000,000	133,367,724.14
29	Suna East	137,367,724.14	4,000,000	133,367,724.14
30	Teso North	137,367,724.14	4,000,000	133,367,724.14
31	Vihiga	137,367,724.14	4,000,000	133,367,724.14

No.	Constituency	Allocation (Kshs.)	Disbursed (Kshs.)	Balance (Kshs.)
32	Voi	137,381,724.14	4,000,000	133,381,724.14
33	Wajir North	137,367,724.14	4,000,000	133,367,724.14
	Total	4,533,979,846.62	132,000,000.00	4,401,979,846.62

Appendix III

Constituencies that have received full allocations for 2018/19 Financial Year

No.	Constituency	Allocation (Kshs.)	Disbursed (Kshs.)
1	Alego Usonga	109,040,875.52	109,040,876
2	Ainamoi	109,040,875.52	109,040,876
3	Aldai	109,040,875.52	109,040,876
4	Awendo	109,040,875.52	109,040,876
5	Bahati	109,040,875.52	109,040,876
6	Baringo Central	109,040,875.52	109,040,876
7	Belgut	109,040,875.52	109,040,876
8	Bomachoge Borabu	109,040,875.52	109,040,876
9	Bomachoge chache	109,040,875.52	109,040,876
10	Bomet Central	109,040,875.52	109,040,876
11	Bomet East	109,040,875.52	109,040,876
12	Bonchari	109,040,875.52	109,040,876
13	Bondo	109,040,875.52	109,040,876
14	Borabu	109,040,875.52	109,040,876
15	Bumula	109,040,875.52	109,040,876

No.	Constituency	Allocation (Kshs.)	Disbursed (Kshs.)
16	Bura	109,040,875.52	109,040,876
17	Bureti	109,040,875.52	109,040,876
18	Butere	109,040,875.52	109,040,876
19	Buuri	109,040,875.52	109,040,876
20	Central Imeni	109,040,875.52	109,040,876
21	Chepalungu	109,040,875.52	109,040,876
22	Chesumei	109,040,875.52	109,040,876
23	Dagoretti North	109,040,875.52	109,040,876
24	Eldas	109,040,875.52	109,040,876
25	Embakasi Central	109,040,875.52	109,040,876
26	Emgwen	109,040,875.52	109,040,876
27	Endebess	109,040,875.52	109,040,876
28	Galole	109,040,875.52	109,040,876
29	Garissa Township	109,040,875.52	109,040,876
30	Garsen	109,040,875.52	109,040,876
31	Gatanga	109,040,875.52	109,040,876
32	Gatundu South	109,040,875.52	109,040,876
33	Gilgil	109,040,875.52	109,040,876
34	Githunguri	109,040,875.52	109,040,876
35	Igembe South	109,040,875.52	109,040,876
36	Ijara	109,040,875.52	109,040,876
37	Isiolo North	109,040,875.52	109,040,876
38	Juja	109,040,875.52	109,040,876
39	Kabete	109,040,875.52	109,040,876
40	Kacheliba	109,040,875.52	109,040,876

No.	Constituency	Allocation (Kshs.)	Disbursed (Kshs.)
41	Kaifi	109,040,875.52	109,040,876
42	Kajiado North	109,040,875.52	109,040,876
43	Kajiado South	109,040,875.52	109,040,876
44	Kajiado West	109,040,875.52	109,040,876
45	Kaloleni	109,040,875.52	109,040,876
46	Kamukunji	109,040,875.52	109,040,876
47	Kangundo	109,040,875.52	109,040,876
48	Kapenguria	109,040,875.52	109,040,876
49	Kapseret	109,040,875.52	109,040,876
50	Kasarani	109,040,875.52	109,040,876
51	Kasipul	109,040,875.52	109,040,876
52	Kathiani	109,040,875.52	109,040,876
53	Keiyo North	109,040,875.52	109,040,876
54	Keiyo South	109,040,875.52	109,040,876
55	Kesses	109,040,875.52	109,040,876
56	Kiambu	109,040,875.52	109,040,876
57	Kibra	109,040,875.52	109,040,876
58	Kibwezi West	109,040,875.52	109,040,876
59	Kigumo	109,040,875.52	109,040,876
60	Kiharu	109,040,875.52	109,040,876
61	Kilgoris	109,040,875.52	109,040,876
62	Kilifi North	109,040,875.52	109,040,876
63	Kilifi South	109,040,875.52	109,040,876
64	Kimilili	109,040,875.52	109,040,876
65	Kimini	109,040,875.52	109,040,876

No.	Constituency	Allocation (Kshs.)	Disbursed (Kshs.)
66	Kipipiri	109,040,875.52	109,040,876
67	Kipkelion East	109,040,875.52	109,040,876
68	Kirinyaga Central	109,040,875.52	109,040,876
69	Kisauri	109,040,875.52	109,040,876
70	Kisumu East	109,040,875.52	109,040,876
71	Kisumu West	109,040,875.52	109,040,876
72	Kitui Central	109,040,875.52	109,040,876
73	Kitui Rural	109,040,875.52	109,040,876
74	Kitui West	109,040,875.52	109,040,876
75	Kitutu Chache South	109,040,875.52	109,040,876
76	Konoin	109,040,875.52	109,040,876
77	Kuresoi South	109,040,875.52	109,040,876
78	Kwanza	109,040,875.52	109,040,876
79	Kwhisero	109,040,875.52	109,040,876
80	Lafey	109,040,875.52	109,040,876
81	Laikipia North	109,040,875.52	109,040,876
82	Laikipia West	109,040,875.52	109,040,876
83	Lamu East	109,040,875.52	109,040,876
84	Langata	109,040,875.52	109,040,876
85	Lari	109,040,875.52	109,040,876
86	Likuyani	109,040,875.52	109,040,876
87	Loima	109,040,875.52	109,040,876
88	Maara	109,040,875.52	109,040,876
89	Machakos Town	109,040,875.52	109,040,876
90	Makadara	109,040,875.52	109,040,876

No.	Constituency	Allocation (Kshs.)	Disbursed (Kshs.)
91	Makueni	109,040,875.52	109,040,876
92	Malindi	109,040,875.52	109,040,876
93	Mandera East	109,040,875.52	109,040,876
94	Mandera South	109,040,875.52	109,040,875.5
95	Mandera West	109,040,875.52	109,040,876
96	Manyatta	109,040,875.52	109,040,876
97	Maragua	109,040,875.52	109,040,876
98	Masinga	109,040,875.52	109,040,876
99	Mathioya	109,040,875.52	109,040,876
100	Matuga	109,040,875.52	109,040,876
101	Matungulu	109,040,875.52	109,040,876
102	Mogotio	109,040,875.52	109,040,876
103	Moiben	109,040,875.52	109,040,876
104	Molo	109,040,875.52	109,040,876
105	Mt. Elgon	109,040,875.52	109,040,876
106	Muhoroni	109,040,875.52	109,040,876
107	Mumias West	109,040,875.52	109,040,876
108	Mwingi North	109,040,875.52	109,040,876
109	Mwingi West	109,040,875.52	109,040,876
110	Naivasha	109,040,875.52	109,040,876
111	Nakuru Town West	109,040,875.52	109,040,876
112	Nambale	109,040,875.52	109,040,876
113	Nandi Hills	109,040,875.52	109,040,876
114	Narok East	109,040,875.52	109,040,876
115	Narok North	109,040,875.52	109,040,876

No.	Constituency	Allocation (Kshs.)	Disbursed (Kshs.)
116	Narok West	109,040,875.52	109,040,876
117	Navakholo	109,040,875.52	109,040,876
118	Ndia	109,040,875.52	109,040,876
119	Njoro	109,040,875.52	109,040,876
120	North Imenti	109,040,875.52	109,040,876
121	North Mugirango	109,040,875.52	109,040,876
122	Nyali	109,040,875.52	109,040,876
123	Nyando	109,040,875.52	109,040,876
124	Nyaribari Masaba	109,040,875.52	109,040,876
125	Nyatike	109,040,875.52	109,040,876
126	Pokot South	109,040,875.52	109,040,876
127	Rabai	109,040,875.52	109,040,876
128	Rongai	109,040,875.52	109,040,876
129	Rongo	109,040,875.52	109,040,876
130	Rosambu	109,040,875.52	109,040,876
131	Ruiru	109,040,875.52	109,040,876
132	Saboti	109,040,875.52	109,040,876
133	Samburu East	109,040,875.52	109,040,876
134	Sigor	109,040,875.52	109,040,876
135	Sigowet Soin	109,040,875.52	109,040,876
136	Sirisia	109,040,875.52	109,040,875
137	South Mugirango	109,040,875.52	109,040,878
138	Soy	109,040,875.52	109,040,876
139	Suba South	109,040,875.52	109,040,876
140	Subukia	109,040,875.52	109,040,876

No.	Constituency	Allocation (Kshs.)	Disbursed (Kshs.)
141	Suna West	109,040,875.52	109,040,876
142	Tarbaj	109,040,875.52	109,040,876
143	Taveta	109,040,875.52	109,040,876
144	Teso South	109,040,875.52	109,040,876
145	Tetu	109,040,875.52	109,040,876
146	Tharaka	109,040,875.52	109,040,876
147	Tigania West	109,040,875.52	109,040,876
148	Tinderet	109,040,875.52	109,040,876
149	Tongaren	109,040,875.52	109,040,876
150	Turbo	109,040,875.52	109,040,876
151	Turkana Central	109,040,875.52	109,040,876
152	Turkana East	109,040,875.52	109,040,876
153	Turkana North	109,040,875.52	109,040,876
154	Wajir South	109,040,875.52	109,040,876
155	Wajir West	109,040,875.52	109,040,876
156	Westlands	109,040,875.52	109,040,876
157	Yatta	109,040,875.52	109,040,876
	TOTAL	15,047,640,821.76	15,047,640,821.03

Appendix IV

Constituencies that have received more than 50% of the allocation for 2018/19 Financial Year

No.	Constituency	Allocation (Kshs.)	Disbursed (Kshs.)	Balance (Kshs.)
1	Airakoi	109,040,875.52	104,748,226	4,292,650.02
2	Balambala	109,040,875.52	100,604,712	8,436,163.52
3	Banissa	109,040,875.52	108,740,876	300,000.02
4	Baringo North	109,040,875.52	108,240,876	800,000.02
5	Baringo South	109,040,875.52	97,774,838	11,266,037.67
6	Bobasi	109,040,875.52	108,240,876	800,000.02
7	Budalangi	109,040,875.52	107,540,876	1,500,000.02
8	Butula	109,040,875.52	103,252,673	5,788,202.07
9	Cherangany	109,040,875.52	60,000,000	49,040,875.52
10	Chuka Igamba Ngombi	109,040,875.52	106,740,876	2,300,000.02
11	Dadaab	109,040,875.52	97,210,064	11,830,812.02
12	Dagoretti South	109,040,875.52	84,995,399	24,045,477.02
13	Eldama Ravine	109,040,875.52	108,390,876	650,000.02
14	Embakasi North	109,040,875.52	106,940,876	2,100,000.02
15	Emuhaya	109,040,875.52	107,840,876	1,200,000.02
16	Emurua Dikirr	109,040,875.52	106,040,876	3,000,000.02
17	Fafi	109,040,875.52	107,952,876	1,088,000.02
18	Gatundu North	109,040,875.52	106,040,876	3,000,000.02
19	Gem	109,040,875.52	101,540,876	7,500,000.02
20	Gichugu	109,040,875.52	98,260,778	10,780,097.52
21	Harnisi	109,040,875.52	100,540,876	8,500,000.02

No.	Constituency	Allocation (Kshs.)	Disbursed (Kshs.)	Balance (Kshs.)
22	Homa Bay Town	109,040,875.52	107,040,876	2,000,000.02
23	Igembe Central	109,040,875.52	101,360,059	7,680,817.02
24	Igembe North	109,040,875.52	108,740,876	300,000.02
25	Ikolomani	109,040,875.52	107,340,876	1,700,000.02
26	Isiolo South	109,040,875.52	101,130,876	7,910,000.02
27	Kabondo Kasipul	109,040,875.52	89,982,672	19,058,203.27
28	Kabuchai	109,040,875.52	107,885,058	1,155,817.52
29	Kajiado Central	109,040,875.52	105,440,876	3,600,000.02
30	Kandara	109,040,875.52	105,040,876	4,000,000.02
31	Kanduyi	109,040,875.52	107,040,876	2,000,000.02
32	Kangema	109,040,875.52	95,040,876	14,000,000.02
33	Karachuonyo	109,040,875.52	101,540,876	7,500,000.02
34	Kiambaa	109,040,875.52	105,040,876	4,000,000.02
35	Kibwezi East	109,040,875.52	101,840,876	7,200,000.02
36	Kieni	109,040,875.52	102,294,471	6,746,404.07
37	Kikuyu	109,040,875.52	105,040,876	4,000,000.02
38	Kilome	109,040,875.52	103,010,058	6,030,817.52
39	Kinango	109,040,875.52	103,540,876	5,500,000.02
40	Kinangop	109,040,875.52	108,740,876	300,000.02
41	Kipkelion West	109,040,875.52	100,040,876	9,000,000.02
42	Kisumu Central	109,040,875.52	99,761,044	9,279,831.52
43	Kitui East	109,040,875.52	96,590,876	12,450,000.02
44	Kitui South	109,040,875.52	97,440,876	11,600,000.02
45	Kitutu Chache North	109,040,875.52	107,040,876	2,000,000.02
46	Kitutu Masaba	109,040,875.52	106,090,876	2,950,000.02

No.	Constituency	Allocation (Kshs.)	Disbursed (Kshs.)	Balance (Kshs.)
47	Kuresoi North	109,040,875.52	107,440,876	1,600,000.02
48	Kuria East	109,040,875.52	101,040,876	8,000,000.02
49	Kuria West	109,040,875.52	101,540,876	7,500,000.02
50	Lagdera	109,040,875.52	108,740,876	300,000.02
51	Laikipia East	109,040,875.52	108,774,506	266,370.02
52	Laisamis	109,040,875.52	104,440,876	4,600,000.02
53	Lamu West	109,040,875.52	102,340,876	6,700,000.02
54	Likoni	109,040,875.52	106,860,058	2,180,817.52
55	Luanda	109,040,875.52	107,540,876	1,500,000.02
56	Lugari	109,040,875.52	93,980,059	15,060,817.02
57	Lungalunga	109,040,875.52	103,240,876	5,800,000.02
58	Lurambi	109,040,875.52	108,540,876	500,000.02
59	Magarini	109,040,875.52	90,290,876	18,750,000.02
60	Malava	109,040,875.52	107,890,876	1,150,000.02
61	Mandera North	109,040,875.52	107,540,876	1,500,000.02
62	Marakwet East	109,040,875.52	108,040,876	1,000,000.02
63	Marakwet West	109,040,875.52	108,540,876	500,000.02
64	Matayos	109,040,875.52	108,240,876	800,000.02
65	Mathare	109,040,875.52	79,404,433	29,636,443.02
66	Mathira	109,040,875.52	100,040,876	9,000,000.02
67	Matungu	109,040,875.52	99,940,876	9,100,000.02
68	Mavoko	109,040,875.52	107,240,876	1,800,000.02
69	Mbeere North	109,040,875.52	102,941,876	6,099,000.02
70	Mbooni	109,040,875.52	104,900,876	4,140,000.02
71	Mosop	109,040,875.52	105,940,876	3,100,000.02

No.	Constituency	Allocation (Kshs.)	Disbursed (Kshs.)	Balance (Kshs.)
72	Moyale	109,040,875.52	108,790,876	250,000.02
73	Msambweni	109,040,875.52	101,040,876	8,000,000.02
74	Mukurweini	109,040,875.52	87,040,058	22,000,817.52
75	Mumias East	109,040,875.52	101,590,876	7,450,000.02
76	Mwala	109,040,875.52	86,040,876	23,000,000.02
77	Mwatate	109,040,875.52	107,209,241	1,831,635.02
78	Nakuru Town East	109,040,875.52	83,040,876	26,000,000.02
79	Narok South	109,040,875.52	97,340,876	11,700,000.02
80	Ndaragwa	109,040,875.52	101,540,876	7,500,000.02
81	Ndhiwa	109,040,875.52	101,648,988	7,391,887.12
82	North Horr	109,040,875.52	106,923,897	2,116,978.72
83	Nyakach	109,040,875.52	107,868,462	1,172,413.77
84	Nyaribari Chache	109,040,875.52	94,969,238	14,071,637.52
85	Nyeri town	109,040,875.52	88,040,876	21,000,000.02
86	Oljoro Orok	109,040,875.52	104,040,876	4,999,999.22
87	Othaya	109,040,875.52	102,340,876	6,700,000.02
88	Rangwe	109,040,875.52	80,940,876	28,100,000.02
89	Rarieda	109,040,876.52	95,740,876	13,300,001.02
90	Ruaraka	109,040,875.52	88,540,876	20,500,000.02
91	Runyenjes	109,040,875.52	106,750,258	2,290,617.52
92	Sabatia	109,040,875.52	104,540,876	4,500,000.02
93	Saku	109,040,875.52	104,840,876	4,200,000.02
94	Samburu North	109,040,875.52	103,040,876	6,000,000.02
95	Samburu West	109,040,875.52	104,124,151	4,916,725.02
96	Seme	109,040,875.52	104,740,876	4,300,000.02

No.	Constituency	Allocation (Kshs.)	Disbursed (Kshs.)	Balance (Kshs.)
97	Shinyalu	109,040,875.52	107,703,137	1,337,738.22
98	South Imenti	109,040,875.52	105,740,876	3,300,000.02
99	Starehe	109,040,875.52	106,973,852	2,067,024.02
100	sunu East	109,040,875.52	93,040,876	16,000,000.02
101	Teso North	109,040,879.52	97,190,876	11,850,004.02
102	Thika Town	109,040,875.52	102,888,832	6,152,043.82
103	Tiaty	109,040,875.52	108,340,876	700,000.02
104	Tigania East	109,040,880.52	103,540,876	5,500,005.02
105	Turkana South	109,040,875.52	91,040,876	18,000,000.02
106	Turkana West	109,040,875.52	106,974,839	2,066,037.02
107	Ugenya	109,040,875.52	107,890,876	1,150,000.02
108	Ugunja	109,040,875.52	104,040,876	5,000,000.02
109	Umiri	109,040,875.52	108,540,876	500,000.02
110	Vihiga	109,040,875.52	106,560,058	2,480,817.52
111	Voi	109,040,881.52	108,403,876	637,006.02
112	Wajir East	109,040,875.52	105,720,876	3,320,000.02
113	Wajir North	109,040,875.52	96,240,876	12,800,000.02
114	Webuye East	109,040,875.52	108,790,876	250,000.02
115	Webuye West	109,040,875.52	108,790,876	250,000.02
116	West Mugirango	109,040,875.52	102,540,876	6,500,000.02
117	Wundanyi	109,040,875.52	108,940,876	100,000.02
	TOTAL	12,757,782,451.84	11,953,765,408.25	804,017,043.59

Constituencies that have received 50% of the allocation for 2018/19 Financial Year

No.	Constituency	Allocation (Kshs.)	Disbursed (Kshs.)	Balance (Kshs.)
1	Changamwe	109,040,875.52	54,215,000	54,825,875.52
2	Embakasi East	109,040,875.52	54,500,000	54,540,875.52
3	Embakasi South	109,040,875.52	54,000,000	55,040,875.52
4	Embakasi West	109,040,875.52	54,000,000	55,040,875.52
5	Funyula	109,040,875.52	54,000,000	55,040,875.52
6	Ganze	109,040,875.52	54,000,000	55,040,875.52
7	Jomvu	109,040,875.52	54,000,000	55,040,875.52
8	Kajiado East	109,040,875.52	54,000,000	55,040,875.52
9	Limuru	109,040,875.52	54,000,000	55,040,875.52
10	Mbeere South	109,040,875.52	54,000,000	55,040,875.52
11	Mvita	109,040,875.52	54,000,000	55,040,875.52
12	Mwea	109,040,875.52	54,000,000	55,040,875.52
13	Mwingi Central	109,040,875.52	54,000,000	55,040,875.52
14	Ol kalou	109,040,875.52	54,000,000	55,040,875.52
15	Sotik	109,040,875.52	54,000,000	55,040,875.52
16	Suba North	109,040,875.52	54,000,000	55,040,875.52
	Total	1,744,654,008.32	864,715,000.00	879,939,008.32

No.	Constituency	Amount Allocated (Kshs)	Amount Disbursed (Kshs)	Balance (Kshs.)
22	Lamu West	81,896,551.72	81,096,551.70	800,000.02
23	Loima	81,896,551.72	80,396,551.70	1,500,000.02
24	Lurambi	81,896,551.72	70,864,291.70	11,032,260.02
25	Makueni	81,896,551.72	80,677,837.70	1,218,714.02
26	Mbeere North	81,896,551.72	80,896,551.70	1,000,000.02
27	Mbita	81,896,551.72	71,896,551.70	10,000,000.02
28	Mvita	81,896,551.72	81,058,620.70	837,931.02
29	Mwatate	81,896,551.72	81,258,620.80	637,930.92
30	Mwea	81,896,551.72	81,596,551.70	300,000.02
31	Nyaribari Chache	81,896,551.72	81,396,551.70	500,000.02
32	Nyatiike	81,896,551.72	81,496,551.70	400,000.02
33	Rosambu	81,896,551.72	77,533,143.70	4,363,408.02
34	Ruaraka	81,896,551.72	64,396,551.70	17,500,000.02
35	Samburu West	81,896,551.72	80,596,551.70	1,300,000.02
36	Shinyalu	81,896,551.72	81,296,551.70	600,000.02
37	Sirisia	81,896,551.72	81,096,551.70	800,000.02
38	Sotik	81,896,551.72	81,496,551.70	400,000.02
39	Starehe	81,896,551.72	81,350,574.70	545,977.02
40	Turkana West	81,896,551.72	75,796,551.70	6,100,000.02
	Total	3,275,862,068.80	3,174,080,006.60	101,782,062.20

Constituencies that have received atleast 90% of the allocation for the 2015/16 Financial Year

No.	Constituency	Amount Allocated (Kshs)	Amount Disbursed (Kshs)	Balance (Kshs.)
1	Alego Usonga	122,955,577	120,755,577	2,200,000
2	Baringo North	114,130,773	113,730,773	400,000
3	Baringo South	107,568,918	107,068,918	500,000
4	Bobasi	136,032,885	134,492,885	1,540,000
5	Bomachoge Borabu	116,418,009	115,518,009	900,000
6	Bomachoge Chache	110,398,787	101,898,787	8,500,000
7	Bomet Central	115,998,113	115,498,113	500,000
8	Bura	117,245,880	116,745,880	500,000
9	Butere	121,901,396	121,401,396	500,000
10	Butula	125,131,211	119,631,211	5,500,000
11	Changamwe	98,270,736	97,370,736	900,000
12	Chepalungu	134,525,317	134,025,317	500,000
13	Cherangany	127,283,569	127,083,569	200,000
14	Chesumei	107,679,740	107,179,740	500,000
15	Dagoreti North	97,886,808	87,886,808	10,000,000
16	Funyula	115,338,949	114,838,949	500,000
17	Gichugu	101,447,550	100,447,550	1,000,000
18	Gilgil	111,724,249	111,224,249	500,000
19	Igembe North	124,160,657	123,960,657	200,000
20	Jomvu	96,509,499	91,009,499	5,500,000
21	Kabondo Kasipul	113,971,301	113,471,301	500,000

No.	Constituency	Amount Allocated (Kshs)	Amount Disbursed (Kshs)	Balance (Kshs.)
22	Kacheliba	144,698,695	144,198,695	500,000
23	Kajiado Central	113,362,984	112,862,984	500,000
24	Kajiado East	106,367,808	105,867,808	500,000
25	Kajiado North	104,582,462	104,082,462	500,000
26	Kanduyi	138,905,812	136,905,812	2,000,000
27	Kapenguria	125,896,495	123,889,582	2,006,913
28	Karachuonyo	122,672,089	121,432,089	1,240,000
29	Keiyo North	99,626,985	99,126,985	500,000
30	Kesses	110,172,155	109,672,155	500,000
31	Kibra	102,572,356	102,072,356	500,000
32	Kilifi North	140,839,421	139,839,421	1,000,000
33	Kilome	105,635,071	104,735,071	900,000
34	Kimini	123,735,794	123,235,794	500,000
35	Kipipiri	108,581,240	108,081,240	500,000
36	Kipkelion West	110,150,296	109,150,296	1,000,000
37	Kisumu West	116,214,743	115,714,743	500,000
38	Kitui East	130,395,789	125,395,789	5,000,000
39	Kitui Rural	112,655,034	112,155,034	500,000
40	Kwanza	124,204,337	123,704,337	500,000
41	Laikipia East	108,561,922	108,061,922	500,000
42	Lamu East	90,133,846	89,633,846	500,000
43	Lamu West	101,165,872	95,165,872	6,000,000
44	Machakos Town	120,215,087	119,715,087	500,000
45	Makadara	92,542,358	92,042,358	500,000

No.	Constituency	Amount Allocated (Kshs)	Amount Disbursed (Kshs)	Balance (Kshs.)
46	Makueni	152,244,838	148,444,838	3,800,000
47	Malindi	126,114,546	125,614,546	500,000
48	Moyale	126,008,772	125,508,772	500,000
49	Mumias East	111,331,214	110,981,214	350,000
50	Mwala	121,077,626	119,477,626	1,600,000
51	Mwingi North	141,348,066	140,748,066	600,000
52	Naivasha	121,732,317	120,132,317	1,600,000
53	Nakuru Town East	95,787,883	95,287,883	500,000
54	Nandi Hills	106,123,471	105,623,471	500,000
55	Ndia	99,984,766	92,484,766	7,500,000
56	Nyakach	116,921,342	114,921,342	2,000,000
57	Nyaribari Chache	117,244,624	115,544,624	1,700,000
58	Ol-kalau	110,806,795	110,306,795	500,000
59	Othaya	99,467,549	98,967,549	500,000
60	Sotik	127,998,046	127,498,046	500,000
61	South Imenti	105,619,977	105,119,977	500,000
62	South Mugirango	127,151,820	126,651,820	500,000
63	Tetu	97,713,877	97,213,877	500,000
64	Turbo	117,935,869	117,435,868	500,001
65	Turkana West	180,559,059	179,059,059	1,500,000
66	Uriri	116,953,445	116,453,445	500,000
	TOTAL	7,690,594,477	7,595,457,563	95,136,914

Appendix IX

Constituencies that have received atleast 90% of the allocation for the 2014/15 Financial Year

No.	Constituency	Amount Allocated (Kshs)	Amount Disbursed (Kshs)	Balance (Kshs.)
1	Baringo Central	100,022,188	98,022,188	2,000,000
2	Jomvu	91,199,962	88,599,962	2,600,000
3	Kajiado Central	106,979,912	104,979,912	2,000,000
4	Kaloleni	120,901,359	119,401,359	1,500,000
5	Lamu East	85,230,425	83,230,425	2,000,000
6	Mogotio	94,891,553	94,591,553	300,000
7	Mvita	92,487,081	86,883,281	5,603,800
8	Turkana West	169,895,727	166,395,727	3,500,000
9	Voi	99,972,618	96,972,618	3,000,000
	Total	961,580,825	939,077,025	22,503,800

Constituencies that have received atleast 90% of the allocation for the 2013/14 Financial Year

No.	Constituency	Amount Allocated (Kshs)	Amount Disbursed (Kshs)	Balance (Kshs.)
1	Kitutu Chache North	77,918,354.00	75,918,354.00	2,000,000.00
2	Magarini	102,288,872.00	97,806,113.00	4,482,759.00
3	Makueni	98,571,651.00	97,946,651.00	625,000.00
4	Shinyalu	84,102,728.00	77,902,728.00	6,200,000.00
5	Mwingi North	91,837,332.00	91,537,332.00	300,000.00
	Total	454,718,937.00	441,111,178.00	13,607,759.00


Constituencies that have received atleast 90% of the allocation for the 2011/12 Financial Year

No.	Constituency	Amount Allocated (Kshs)	Amount Disbursed (Kshs)	Balance (Kshs.)
1	Bonchari	78,382,140.00	77,382,140.00	1,000,000.00
2	Dagoreti	65,938,351.00	65,338,351.00	600,000.00
3	Karachuonyo	76,823,917.00	76,223,917.00	600,000.00
4	Masinga	79,800,938.00	79,300,938.00	500,000.00
5	Mwingi South	86,234,723.00	83,734,723.00	2,500,000.00
6	Nyakach	76,974,927.00	75,968,984.90	1,005,942.10
7	Starehe	64,814,599.00	63,914,599.00	900,000.00
	TOTAL	528,969,595.00	521,863,652.90	7,105,942.10


Constituencies that have received atleast 90% of the allocation for the 2010/11 Financial Year

No.	Constituency	Amount Allocated (Kshs)	Amount Disbursed (Kshs)	Balance (Kshs.)
1	Bobasi	75,965,098	75,165,098	800,000
2	Bomet	77,572,409	75,572,409	2,000,000
3	Kapenguria	75,521,027	74,151,027	1,370,000
4	Kisumu Rural	63,465,762	62,865,762	600,000
5	Kitui South	71,489,461	70,189,461	1,300,000
6	Langata	53,709,833	51,159,833	2,550,000
7	Lurambi	81,442,067	80,642,067	800,000
8	Mbooni	75,101,663	74,801,663	300,000
9	Mwea	61,610,867	60,610,867	1,000,000
10	Ndia	54,894,580	53,796,689	1,097,891
11	Saboti	88,100,335	87,599,302	501,033
12	Sigor	75,139,371	74,539,371	600,000
13	Starehe	52,981,843	48,981,843	4,000,000
	TOTAL	906,994,316	890,075,392	16,918,924

REPORT CONFIRMED BY:-

Signed.....

 Mr. Yusuf Mburu
 Ag. Chief Executive Officer

Date..... 22/10/2020

Signed.....

 Ms. Christine Mwangolo
 For: Ag. Chief Manager Programmes and Field Services Coordination

Date..... 22/11/2020