



2006/2007

Annual Report and financial statements

Speaker N. A.	Clerk Assis
Dispeaker	C. H. Editor
Clerk N. A.	Reporters
Dis. Atk	Library
P. C. A.	Press

195 Library

PARLIAMENT OF KENYA LIBRARY



KENYA MEDICAL TRAINING COLLEGE

KENYA MEDICAL TRAINING COLLEGE

CONTENTS

Institutional Details / Information	2
Chairman's Report	3 - 5
Board of Management	6
Senior Management Staff	7
Statement of Board of Management Responsibilities	8
Report of the Controller & Auditor General	9 - 10

FINANCIAL STATEMENTS:

Income and Expenditure Statement	11
Balance Sheet	12
Cash Flow Statement	13
Statement of Changes in Owner's Funds	14
Notes to the Financial Statements	15 - 23
Distribution of KMTC Campuses	24

INSTITUTIONAL DETAILS / INFORMATION

INCORPORATION / ESTABLISHMENT

Kenya Medical Training College is a body corporate established under the provisions of the Kenya Medical Training College Act, (Cap 261) of the laws of Kenya and it is domiciled in Kenya.

REGISTERED OFFICE AND PRINCIPAL PLACE OF BUSINESS

Kenya Medical Training College
Off Ngong Road
P. O. Box 30195
Nairobi - Kenya

BANKERS

National Bank of Kenya
Kenyatta National Hospital Branch
P. O. Box 30763
Nairobi - Kenya

INDEPENDENT AUDITOR

Controller & Auditor General
Kenya National Audit Office
Anniversary Towers
P. O. Box 30084
Nairobi - Kenya

CHAIRMAN'S REPORT

I hereby submit, on behalf of the Board of Management of Kenya Medical Training College, the Annual Report and Financial Statements for the year ending 30th June 2007 in accordance with the provisions of section 18 of KMTC Act of 1990, Cap 216, No.14 of the Laws of Kenya.

Kenya Medical Training College (KMTC) is a state corporation established through an Act of Parliament. The institution attained this autonomous status vide Cap 21, legal notice no. 14, Laws of Kenya, which came into effect in 1994 and the name Kenya Medical Training College was adopted as a unifying title for the college. The Act legally conferred self-governing status to the college, so that it would, henceforth, operate independently of the Ministry of Medical Services under a Board of Management. Under this Act, Section 5(1), the college is therefore mandated to provide training opportunities in various disciplines within the health care delivery system.

The college is made up to 27 campuses spread across the country and provides unique skills, which are multi disciplinary.

Performance Review

KMTC is mandated by the Government of Kenya to train and develop middle level health professionals in a variety of medical and health related disciplines. KMTC continues to play its role of conducting pre-service and in-service training of competent health staff to ensure improved service delivery in the sector. This is in line with Ministry of Medical Services priority policies and programmes for the next three years to raise the number of registered medical personnel by 2.6 percent by the year 2010.

The graduates of this college therefore contribute positively to towards health sector approach of Kenya Essential Package for Health (KEPH) which defines levels of health care delivery system right from National Referral service to community levels.

During the year under review the college graduated over of 3,500 graduates who are employed both in the country and the diaspora hence contributing to improvement of the country's GDP.

The following are the key achievement through the implementation of our Strategic Plan whose period is 2005-2010:

- Expanded within its constituent colleges from 27 in 2004 to 29 in 2007. This expansion is aimed at increasing training opportunities to match increased eligible applicants. Internal expansion was realized whereby there are more programmes added into existing campuses for instance Kilifi MTC has one more programme, KRCHN in addition to Medical Engineering, Pharmacy course has been expanded by additional training programmes being conducted at Mombasa and Machakos MTCs. Externally new sites were identified and developed for instance Kapkatet and Webuye campuses which are now training Clinical and Nursing courses.
- Improved infrastructure in various colleges to ensure quality education for instance Muranga, Nairobi, Msambweni MTCs. The college has provided equipment to support teaching and learning process in various colleges though not to optimal. There is still need to support improvement on physical facilities and equipment for education programmes.
- Improved college educational strategies through review of 8 curricula and semesterization of 8 training programmes in 2006/07.
- Improved significantly the revenue base to over Kshs. 631m within two years through implementation of college fees policies of no fees no class and direct banking of revenue.
- Mounted short courses as IGA to narrow down our resource gap which overtime has impacted negatively on quality of training.

CHAIRMAN'S REPORT

- Improved corporate image by developing a Quality Management System and having open day for the college for our customers and other stakeholders.
- Developed and implemented Distance Learning in Nursing profession which is a cost saving for the Government because health workers learn as they continue providing services in their work stations.
- Improved networking with partners such as USAID, in capacity building with a focus on health workers in the areas of strengthening health systems by conducting Health Service Management courses for Provincial and District Health teams in collaboration with USIU and Galilee College from Israel.
- Improved ICT in the college through purchasing of computers, staff capacity building in computer applications. This has strengthened computerization of college operations e.g. admission of students
- Improved our social responsibility to Kenyans by carrying out outreach services through scheduled medical camps conducted by students in selected/needy areas.
- KMTC posted a home page through which information relating to the college can easily be accessed internationally.
- The process of developing KMTC Human Resource Manual was initiated and this formed a basis of a reference document for human resource development and to ensure employee satisfaction.
- The College successfully implemented Government reform strategy of improving efficiency by signing Performance Contract based on the agreed targets and outputs. The results of the year under review were quite encouraging because among the state Corporation the college was ranked number 15 and number one in the Ministry of Medical Services.

Challenges

Despite these good results the college experiences some challenges that have hindered KMTC from discharging its mandate, and these include:

- Shortage of staff particularly in specialized areas and support staff for newly created constituent colleges.
- Inadequate training and teaching materials.
- Inadequate Infrastructure, most of the buildings are old and require facelift.
- Inability to cope with increased appropriate technology in training and dissemination of knowledge especially in presentation skills.
- Inadequate research and development funds to support training.
- Inadequate clinical training sites, equipment and qualified human resources in the current health facilities.
- Inability to cope with high demand of medical courses due to limited intake capacity.
- Inadequate transport facilities for students during training, existing vehicles are very old with high maintenance costs.
- Poverty implications on revenue generation from college fees whose annual default rate is 20%.
- The college has major policy areas that need attention from Ministry of Finance and parent Ministry of Medical Services; there is inadequate funding for development since the institution requires expansion to meet high demand of medical courses based on the number of current applicant.
- During the year under review, the college relied on the exchequer as its main source of revenue Kshs. 811m for Personal Emolument and related expenses; a further Kshs. 70m under Development for rehabilitation and minor works bringing the total to Kshs. 881m. This constituted just about 30% of the budget requirement of Kshs. 2.9b during the same period. The resultant effect was a resource gap that could not be otherwise plugged from internal sources given that the fee charged is highly regulated by the Government. This in turn impacted negatively on our inability to undertake structured physical facility expansion/improvements; and therefore not meeting our mandate effectively.

CHAIRMAN'S REPORT

Since the college was de-linked from Ministry of Medical Services in 2001, the college was not favoured with a Transitional budget as was expected. This was deemed necessary to meet operational costs hitherto handled by the Parent Ministry i.e., staff gratuity and pension contributions on retirement, utility bills inherited from previous status when the college was under Ministry of Medical Services.

Ministry of Medical Services is requested to consider these issues since the college was financially constrained in compensating staff on retirement that were carried over from civil service during transition period.

Way Forward

Our mandate is training of pre-service and in-service for the implementation of Kenya Essential Package for Health (KEPH) as an approach of health care delivery from level one which is the community to referral levels there is need for Ministries of Medical Services and Public Health and Sanitation to re-direct all in-service training targeting health workers to KMTC. This will provide financial support for the college to realize its role towards achievement of National Policies and Millennium Development Goals as a development agenda for all Kenyans.

There is need for GoK through Treasury to consider providing adequate funding for PE for staff and development activities for competitive education facilities. This will enable the college meet its obligations of providing quality education for health workers who will support KEPH approach.

Chairman

KMTC Board of Management

BOARD OF MANAGEMENT

PROF. JAMES H. P. KAHINDI	CHAIRMAN
DR. (MRS.) JANEPHA K. KUMBA	VICE CHAIRPERSON
MR. DAVID KIUMATI	HONORARY TREASURER
DR. TIMOTHY KING'ONDU	DIRECTOR K. M. T. C.
MR. CHARLES MALONZA	MEMBER.
MRS. AMINA ZUBERI	MEMBER.
MRS. PATIENCE M. CHOME	MEMBER
ALT.: MR. ALFRED MOGERE	PERMANENT SECRETARY MINISTRY OF HEALTH - AFYA HSE.
ALT.: MRS. DOROTHY KIMEU	PERMANENT SECRETARY MINISTRY OF FINANCE - TREASURY
ALT.: MR. ENOS O. OYAYA	PERMANENT SECRETARY MINISTRY OF EDUCATION - JOGOO HSE.
ALT.: NJOKI KAHIGA	MINISTRY OF STATE FOR PUBLIC SERVICE
DR. JOTHAM MICHENI	DIRECTOR KENYATTA NATIONAL HOSPITAL NAIROBI.
ALT.: MR. P. K. MELLY	DIRECTOR KEMRI NAIROBI.
PROF. ISAAC O. KIBWAGE	PRINCIPAL COLLEGE OF HEALTH SCIENCES, UON, NAIROBI.
DR. F. M. KIMANI	DIRECTOR OF MEDICAL SERVICES MINISTRY OF HEALTH - AFYA HSE.
MR. C. P. RAKUOM	CHIEF NURSING OFFICER MINISTRY OF HEALTH AFYA HSE.
MRS. GRACE MBUTHIA	PRINCIPAL MEDICAL TRAINING COLLEGE - NYERI.
MR. FRANCIS KILIKU	PRINCIPAL MEDICAL TRAINING COLLEGE - KITUI.

SENIOR MANAGEMENT STAFF

DR. TIMOTHY KING'ONDU	DIRECTOR
DR. J. OGOLLA	DEPUTY DIRECTOR FINANCE AND ADMINISTRATION
MR. VITALIS KANGERO	DEPUTY DIRECTOR ACADEMIC AFFAIRS
MR. J. O. OMBAYO	FINANCE MANAGER
MR. J. I. OBIYE	HUMAN RESOURCE AND DEVELOPMENT MANAGER
MR. S. NJERU	PROCUREMENT MANAGER
MR. H. NASENGO	REGISTRAR (ACADEMIC AFFAIRS)
MR. D. O. ONDENG	ADMINISTRATION MANAGER
MR. F. OKONJI	EXTERNAL LIAISON OFFICER
MS. CALLEN NYABUTO	CHIEF INTERNAL AUDITOR
MS. CAROLINE MUSANGO	LEGAL OFFICER
MR. KAMAU MAINA	PUBLIC RELATIONS OFFICER


STATEMENT OF BOARD OF MANAGEMENT RESPONSIBILITIES

The Board of Management is required to prepare financial statements which give a true and fair view of the state of affairs of the college as at the end of each financial year and of its surplus or deficit for that year. The Board of Management is required to ensure that the college maintains proper accounting records which disclose, with reasonable accuracy, the financial position of the college. They are also responsible for safeguarding the assets of the college.

The Board of Management accepts responsibility for the financial statements, which have been prepared using appropriate accounting policies supported by reasonable and prudent judgements and estimates, consistent with previous years, and in conformity with International Financial Reporting Standards. The Board of Management is of the opinion that the financial statements give a true and fair view of the state of the financial affairs of the college as at 30th June 2007 and of its surplus for the year then ended. The Board of Management further confirms the accuracy and completeness of the accounting records maintained by the college which have been relied upon in the preparation of the financial statements, as well as on the adequacy on the internal financial controls.

Nothing has come to the attention of the Board of Management to indicate that the college will not remain a going concern for at least twelve months from the date of this statement.

This statement is approved by the Board Members and it is signed on their behalf by:



PROF. JAMES H. P. KAHINDI
BOARD CHAIRMAN

DATE: 21/12/2007



~~DR. TIMOTHY KING'ONDU~~
DIRECTOR - KMTC

DATE: 18/12/07

REPUBLIC OF KENYA



Telephone: +254 20 342330
Fax: +254 20 311482
E-mail: cag@kenyaweb.com

P. O. Box 30084-00100
NAIROBI

KENYA NATIONAL AUDIT OFFICE

REPORT OF THE CONTROLLER & AUDITOR GENERAL ON THE FINANCIAL STATEMENTS OF KENYA MEDICAL TRAINING COLLEGE FOR THE YEAR ENDED 30 JUNE 2007

I have audited the financial statements of Kenya Medical Training College set out on page 8 to 20 which comprise the balance sheet as at 30 June 2007, income and expenditure statement, statement of changes in owner's funds and cash flow statement for the year then ended, together with a summary of significant accounting policies and other explanatory notes in accordance with the Public Audit Act 2003. I have obtained all the information and explanations which, to the best of my knowledge and belief, were necessary for the purpose of the audit. The financial statements are in agreement with the books of account.

The Board's Responsibility for the Financial Statements

The Board is responsible for the preparation of financial statements which give a true and fair view of the College's state of affairs and its operating results in accordance with the International Financial Reporting Standards. This responsibility includes: designing, implementing and maintaining internal controls relevant to the preparation and fair presentation of financial statements that are free from material misstatement, whether due to fraud or error, selecting and applying appropriate accounting policies; and making accounting estimates that are reasonable in the circumstances.

Responsibility of the Controller and Auditor General

My responsibility is to express an independent opinion on the financial statement based on the audit. The audit was conducted in accordance with the International Standards on Auditing. Those standards require compliance with ethical requirements and that the audit be planned and performed with a view to obtaining reasonable assurance that the financial statements are free from material misstatements. An audit involves performing procedures to obtain audit evidence about the amounts and disclosures in the financial statements. The procedures selected depend on the auditor's judgment, including the assessment of the risks of material misstatement of the financial statements, whether due to fraud or error. In making those risk assessments, the auditor considers internal controls relevant to the entity's preparation and fair presentation of the financial statements in order to design audit procedures that are appropriate in the circumstances, but not for the purpose of expressing an opinion on the effectiveness of the College's internal controls. An audit also includes evaluating the appropriateness of accounting policies used and the reasonableness of accounting estimates made by the directors, as well as evaluating the overall presentation of the financial statements. I believe the audit provides a reasonable basis for my opinion.

REPORT OF THE CONTROLLER & AUDITOR GENERAL

1. Property, Plant and Equipment.


The property and equipment figure of Kshs. 4,250,879,722 as at 30 June 2007 includes the value of land at Headquarters and constituent colleges amounting to Kshs. 1,165,920,000. However only three (3) titles of land have been obtained while the remaining 22 are at various stages of processing. Under the circumstances, the ownership of the 22 parcels of land could not be confirmed.

2. Receivables

The receivables balance of Kshs. 138,804,403 as at 30 June 2007 includes brought forward figure of Ksh. 19,812,181 and Ksh. 21,831,155 due from the Ministry of Health and Kenyatta National Hospital respectively, which are under dispute. Further included in the receivables balance is Kshs. 36,624,640 due from the University of Nairobi for hostels occupied by medical students. In addition Kshs. 34,171,040 is receivable in respect of fees arrears from both the Government sponsored and private/foreign students. No evidence has been seen of efforts made to recover the debts. Consequently, it is not possible to confirm whether and if so, when the college would recover these debts or that the receivables are fairly stated in the financial statements as at 30 June 2007.

Opinion

Except for the reservations set out in the preceding paragraphs, in my opinion, proper books of account have been kept and the financial statements give a true and fair view of the state of the financial affairs of the College as at 30 June 2007 and of its surplus and cash flows for the year then ended in accordance with the Kenya Medical Training College Act, Cap 216 of the Laws of Kenya.



P. N. KOMORA, C.B.S
CONTROLLER AND AUDITOR GENERAL

Nairobi

19th March, 2008

Financial Statement

STATEMENT OF INCOME AND EXPENDITURE FOR THE YEAR ENDED 30/06/2007


		2006/2007	2005/2006
INCOME	NOTES	(KSHS.)	(KSHS.)
Grants (G.O.K)	7	680,602,642.00	651,593,841.00
Revenue	8	791,352,421.00	653,941,609.00
	TOTALS	1,471,955,063.00	1,305,535,450.00
EXPENDITURE			
Personal Emoluments		609,679,602.00	589,322,722.00
Traveling and Accommodation Expenses		72,642,917.00	30,716,552.00
External Traveling		4,339,958.00	-
Purchase of Drugs and Dressing		6,985,045.00	4,481,740.00
Purchase of Uniforms and Clothing		3,141,592.00	1,602,589.00
Fees, Commission and Honoraria		60,000.00	1,960,011.00
Staff Training Expenses		10,402,958.00	5,192,640.00
Postal and Telegrams Expenses		1,344,729.00	1,675,598.00
Telephone Expenses		5,913,475.00	6,756,932.00
Electricity Expenses		31,445,932.00	23,476,028.00
Water and Conservancy		20,343,711.00	32,777,475.00
Purchase of Stationery		29,768,627.00	24,957,732.00
Payment of Rent and Rates		2,363,600.00	1,263,600.00
Bank Charges		5,344,876.00	3,859,139.00
Interest Charges		4,425,253.00	11,625,404.00
Miscellaneous and Other Charges		Nil	10,241,165.00
Contracted Professional Services		80,923,456.00	42,153,201.00
Expenses of Boards, Committees and Conferences		7,626,207.00	12,722,095.00
Insurance of Property		44,290,276.00	52,919,935.00
Computer Expenses		7,585,912.00	5,878,133.00
Maintenance of Plant, Machinery and Equipment		23,380,740.00	17,273,850.00
Maintenance of Building and Stations		49,568,833.00	28,721,032.00
Purchase of food and Rations		132,497,615.00	124,636,401.00
Library Expenses		7,020,304.00	3,186,010.00
Purchase of Cleaning Materials		6,849,240.00	5,226,582.00
Students Allowances		1,220,927.00	1,874,015.00
Fuel and Gas Expenses		9,796,527.00	10,722,116.00
Teaching Materials		19,042,640.00	33,556,667.00
Students' Activity and Equipment		4,099,895.00	2,309,668.00
Purchase of Insecticides and Pesticides		140,426.00	143,829.00
Transport Operating Expenses		22,408,614.00	29,415,258.00
Advertising and Publicity		8,182,815.00	6,355,199.00
Audit Fee		812,000.00	660,000.00
Official Entertainment		336,592.00	338,179.00
Provision for Bad Debts		15,422,711.00	-
Surplus before Depreciation		222,547,058.00	177,533,953.00
Depreciation Expenses		113,001,852.00	102,869,343.00
Surplus after Depreciation		109,545,206.00	74,664,610.00

Financial Statement

BALANCE SHEET AS AT 30TH JUNE 2007

	NOTES	30.06.2007 (KSHS.)	30.06.2006 (KSHS.)
NON-CURRENT ASSETS			
Property, Plant & Equipment	2	4,250,879,722.00	4,163,470,647.00
CURRENT ASSETS:			
Net Receivables	3	138,804,403.00	158,938,832.00
Cash and Cash Equivalents	4	185,394,298.00	139,511,121.00
Pre-payments		18,516,517.00	4,095,900.00
Inventory	5	8,666,181.00	8,275,204.00
TOTAL CURRENT ASSETS		<u>351,381,399.00</u>	<u>310,821,057.00</u>
CURRENT LIABILITIES			
Payables	6	97,448,281.00	46,899,153.00
Bank Overdraft		23,418,284.00	55,543,201.00
Total Current Liabilities		<u>120,866,565.00</u>	<u>102,442,354.00</u>
Net Current Assets		230,514,834.00	208,378,703.00
TOTAL NET ASSETS		<u>4,481,394,556.00</u>	<u>4,371,849,350.00</u>
FINANCED BY:			
Capital Grant		4,314,387,790.00	4,314,387,790.00
Revaluation Reserve		413,150,215.00	413,150,215.00
Accumulated Fund		(246,143,449.00)	(355,688,655.00)
TOTALS		<u>4,481,394,556.00</u>	<u>4,371,849,350.00</u>

The attached notes form an integral part of these Accounts.



PROF. JAMES H. P. KAHINDI
BOARD CHAIRMAN

DATE: 21/12/2007



DR. TIMOTHY KING'ONDU
DIRECTOR - KMTC

DATE: 18/12/07

Financial Statement

CASH FLOW STATEMENT FOR THE PERIOD ENDED 30TH JUNE 2007

	Period ended 30.06.2007 (Kshs.)	Period ended 30.06.2006 (Kshs.)
Cash flows from Operating activities		
(Deficit)/Surplus for the year	109,545,206.00	74,664,610.00
Adjustments for:		
Depreciation	113,001,852.00	102,869,343.00
(Deficit)/surplus before working capital changes	222,547,058.00	177,533,953.00
Decrease/(increase) in debtors	20,134,429.00	(31,878,127.00)
(Decrease)/increase in creditors	18,424,211.00	(15,419,793.00)
Decrease/(increase) in stocks	(390,977.00)	802,132.00
Decrease/(increase) in prepayments	(14,420,617.00)	8,102,948.00
Net cash flow from operating activities	246,294,104.00	139,141,113.00
Cash Flows from Investing Activities		
Purchase of fixed assets	200,410,927.00	(31,034,320.00)
Liquidation/(acquisition) of fixed Deposit/Investments	-	-
Net Cash used in Investing Activities	200,410,927.00	(31,034,320.00)
Cash Flows from Financing Activities		
Capital Grant and Grant in Aid from JICA	Nil	Nil
Net Cash generated from Financing Activities	Nil	Nil
Net (decrease)/increase in cash and cash equivalents	45,883,177.00	108,106,794.00
Cash and cash equivalents at the beginning of period	139,511,121.00	31,404,327.00
Cash and Cash equivalents at the end of period	185,394,298.00	139,511,121.00

**KENYA MEDICAL TRAINING COLLEGE ANNUAL REPORT AND FINANCIAL STATEMENTS
FOR THE YEAR ENDED 30TH JUNE 2007**

Statement of Changes in Owner's Funds For the year ended 30th June 2007

	Capital Fund Kshs.	Capital Reserves Kshs.	Revenue Reserves Kshs.	Accumulated Funds Kshs.	Total Kshs.
Year ended 30 June 2007					
Balance at start of year	4,314,387,790.00	413,150,215.00	-	(355,688,655.00)	4,371,849,350.00
Funds received during the year	-	-	-	1,471,955,063.00	1,471,955,063.00
Funds used during the year	-	-	-	1,362,409,857.00	1,362,409,857.00
Surplus for the year	-	-	-	109,545,206.00	109,545,206.00
Balances at end of year	4,314,387,790.00	413,150,215.00	-	(246,143,449.00)	4,481,394,556.00

Financial Statement

NOTES TO THE ACCOUNTS FOR THE FINANCIAL YEAR ENDED 30TH JUNE 2007

Note 1:

ACCOUNTING POLICIES:

The Principal Accounting policies adopted are as follows:-

A. Basis of Preparation

The financial statements have been prepared under historical cost convention as modified to include revaluation of assets.

B. Depreciation

Depreciation on assets is calculated using the Reducing Balance Method to write off the cost of the assets over their useful lives.

The annual rates in use are:-

	<u>Percentage (%)</u>
1. Land.....	Nil
2. Buildings and Site works.....	2
3. Motor Vehicles.....	12.5
4. Furniture, Equipment and Accessories.....	12.5

C. Revenue

Revenue is recognized when earned.

D. Cash and cash equivalents include cash at hand and cash at bank.

E. Inventory

Inventory is stated at the lower of cost or net realizable value.

F. Currency

The currency in use is Kenya shillings (Kshs.)

G. Retirement Benefit Obligation

Employer/employee contribution scheme is registered and regulated by Retirement Benefits Authority (RBA).

H. The college makes a general provision for bad debts. The rate applicable is 10% of total outstanding debtors and adjustments will be made from one period to the other in order to maintain the provision at the same rate.

Financial Statement

Note 2:

PROPERTY, PLANT AND EQUIPMENT KSHS. 4,250,879,721.75

This figure has been arrived as per the schedule attached here below:-

A SCHEDULE OF PROPERTY, PLANT AND EQUIPMENT 2006/2007

	LAND	BUILDINGS AND SITE WORKS	MOTOR VEHICLES	FURNITURE EQUIPMENT AND ACCESSORIES	TOTALS
Balance b/f	1,165,920,000.00	2,657,042,785.95	58,247,350.00	282,260,510.90	4,163,470,646.85
Additions During the Year	-	73,846,213.05	-	126,564,713.70	200,410,926.75
Revaluation	-	-	-	-	-
Disposal	-	-	-	-	-
TOTALS (1)	1,165,920,000.00	2,730,888,999.00	58,247,350.00	408,825,224.60	4,363,881,573.60
Depreciation					
Balance b/f	-	-	-	-	-
Depreciation for the Year	Nil	54,617,780.00	7,280,918.75	51,103,153.10	113,001,851.85
Disposal	-	-	-	-	-
TOTALS (2)		54,617,780.00	7,280,918.75	51,103,153.10	113,001,851.85
Net Book Value for the year 30 th June 2006	1,165,920,000.00	2,657,042,785.95	58,247,350.00	282,260,510.90	4,163,470,646.85
Net Book Value for the Year 30 th June 2007 (1-2)	1,165,920,000.00	2,676,271,219.00	50,966,431.25	357,722,071.50	4,250,879,721.75

Financial Statement

Note 3:

NET RECEIVABLES - KSHS. 138,804,402.60

The Debtors figure is composed of: -

		2006/2007	2005/2006
		Kshs.	Kshs.
(A)	Outstanding fees balance at KMTC Nairobi campus:		
	(i) G.O.K. sponsored/Private/Foreign Students	34,171,040.00	33,654,166.00
	(ii) Kenyatta National Hospital students	21,831,155.00	21,831,155.00
(B)	University of Nairobi rent arrears:-		
	Balance b/f	33,821,440.00	31,018,240.00
	Add: Rent for 2006/2007 financial year		
	i.e. 96 rooms @ 80/- per day x 365 days -	2,803,200.00	2,803,200.00
(C)	Outstanding imprests as at 30.06.2007 (see page 23)	1,497,622.00	1,871,839.00
(D)	Salary advances	50,350.00	132,162.20
(E)	Ministry of Health	<u>19,812,181.00</u>	<u>19,812,181.00</u>
	SUB-TOTAL	<u>113,986,988.00</u>	<u>111,122,943.20</u>
(F)	Muranga MTC Fee Balances	4,510,689.00	5,113,990.00
(G)	Meru MTC Fee Balances	3,074,515.00	3,281,513.65
(H)	Kitui MTC Fee Balances	440,355.00	526,450.00
(I)	Kisumu MTC Fee Balances	4,313,602.00	6,578,888.00
(J)	Nakuru MTC Fee Balances	3,637,485.00	3,460,159.00
(K)	Eldoret MTC Fee Balances	2,991,330.00	2,558,785.00
(L)	Kisii MTC Fee Balances	2,484,820.00	5,570,173.00
(M)	Nyeri MTC Fee Balances	226,500.00	535,270.00
(N)	Embu MTC Fee Balances	622,479.00	1,086,918.00
(O)	Loitokitok MTC Fee Balances	842,970.00	1,232,700.00
(P)	Homa-Bay MTC Fee Balances	577,990.00	840,830.00
(Q)	Machakos MTC Fee Balances	245,100.00	408,660.00
(R)	Msambweni MTC Fee Balances	300,600.00	280,525.00
(S)	Lodwar MTC Fee Balances	1,302,250.00	1,507,530.00
(T)	Port Reitz Fee Balances	1,536,750.00	1,797,711.00
(U)	Thika MTC Fee Balances	3,268,550.00	1,296,000.00
(V)	Kilifi HMTS Fee Balances	804,450.00	1,530,140.00
(W)	Kakamega MTC Fee Balances	3,683,589.00	2,982,300.00
(X)	Mombasa MTC Fee Balances	1,338,400.00	3,222,970.00
(Y)	Garissa MTC Fee Balances	1,705,722.00	2,416,236.50
(Z)	Kabarnet MTC Fee Balances	<u>2,331,980.00</u>	<u>1,588,140.00</u>
	GROSS TOTAL:	<u>154,227,114.00</u>	<u>158,938,832.00</u>
	Less: Provision for Bad Debts (10% of Gross Total)	<u>(15,422,711.40)</u>	<u>-</u>
	NET RECEIVABLES	<u>138,804,402.60</u>	<u>158,938,832.00</u>

Financial Statement

Note 4:

CASH AND CASH EQUIVALENTS AS AT 30.06.2007 KSHS. 185,394,298.05

	<i>COLLEGE</i>	<i>BANK (KSHS.)</i>	<i>CASH AT HAND (KSHS.)</i>	<i>TOTAL (KSHS.) 30/06/07</i>	<i>TOTAL (KSHS.) 30/06/06</i>
1	Hqrs. Nairobi	19,109,896.70	NIL	19,109,896.70	26,656,363.00
2	Lodwar MTC	2,807,427.35	NIL	2,807,427.35	757,789.65
3	Kabarnet MTC	1,698,199.10	NIL	1,698,199.10	735,090.00
4	Kakamega MTC	15,378,668.20	40.00	15,378,708.20	9,659,044.00
5	Mombasa MTC	100,232.45	20,595.00	120,827.45	3,996,348.35
6	Nairobi Campus	50,164,308.90	NIL	50,164,308.90	30,779,143.15
7	Nyeri MTC	18,122,004.75	NIL	18,122,004.75	10,064,941.50
8	Thika MTC	8,542,504.75	34,407.00	8,576,911.75	6,591,597.05
9	Kilifi MTC	222,326.15	44,966.00	267,292.15	77,008.80
10	Loitoktok MTC	1,514,385.20	25,107.00	1,539,492.20	287,299.80
11	Port-reitz SCM	3,394,207.70	30,600.00	3,424,807.70	808,979.76
12	Meru MTC	4,111,200.60	NIL	4,111,200.60	4,683,634.10
13	Eldoret MTC	4,409,090.60	NIL	4,409,090.60	9,966,975.15
14	Embu MTC	19,555,563.95	NIL	19,555,563.95	6,701,285.15
15	Garissa MTC	3,642,067.90	501.60	3,642,569.50	2,159,513.40
16	Homabay MTC	1,258,003.45	7,274.00	1,265,277.45	1,758,589.00
17	Msambweni (formerly Matuga) MTC	25,313.35	NIL	25,313.35	611,313.70
18	Murang'a MTC	4,704,778.85	57,600.00	4,762,378.85	3,953,530.10
19	Nakuru MTC	8,524,204.65	NIL	8,524,204.65	5,430,964.55
20	Kisumu MTC	1,680,807.60	NIL	1,680,807.60	3,503,135.00
21	Kisii MTC	1,490,386.85	NIL	1,490,386.85	3,047,742.25
22	Machakos MTC	9,357,012.05	1,500.00	9,358,512.05	4,708,060.80
23	Kitui MTC	5,302,692.85	56,423.50	5,359,116.35	2,572,772.30
	TOTALS	<u>185,115,283.95</u>	<u>279,014.10</u>	<u>185,394,298.05</u>	<u>139,511,120.55</u>

NB KMTCC Headquarters had an overdraft of Kshs. 23,418,283.70 with National Bank of Kenya, Hospital Branch as at 30th June 2007. The college has already put in place cost cutting measures with a view to reducing the overdraft to minimal level or even clear the balance all together. This overdraft is not included in the above balances and is shown as a separate item in the financial statements.

Financial Statement

Note 5:

INVENTORY AS AT 30.06.2007 KSHS. 8,666,181.20

		2006/2007	2005/2006
	COLLEGE	AMOUNT (KSHS)	AMOUNT (KSHS)
1	KMTC, Nairobi	3,369,183.00	3,858,064.00
2	Lodwar MTC	84,970.00	154,667.00
3	Kabarnet MTC	103,208.50	92,725.00
4	Kakamega MTC	27,267.35	24,135.00
5	Mombasa MTC	453,194.60	370,116.00
6	Karen MTC	67,210.00	94,270.00
7	Nyeri MTC	548,396.00	165,025.00
8	Thika MTC	18,762.90	23,822.80
9	Kilifi MTC	37,344.85	64,233.00
10	Loitoktok MTC	44,252.00	99,026.50
11	Port-reitz SCM	592,544.70	406,401.50
12	Mathare MTC	143,452.00	132,220.00
13	Meru MTC	59,703.65	325,410.50
14	Eldoret MTC	476,008.50	348,848.60
15	Embu MTC	403,901.00	39,806.00
16	Garissa MTC	9,426.05	230,421.90
17	Homabay MTC	177,955.00	173,862.00
18	Msambweni (formerly Matuga) MTC	63,507.50	40,601.00
19	Murang'a MTC	492,090.00	224,216.00
20	Nakuru MTC	468,209.55	503,938.60
21	Kisumu MTC	342,982.00	399,056.00
22	Kisii MTC	214,243.40	239,295.00
23	Machakos MTC	138,897.20	134,763.50
24	Karuri MTC	131,671.00	12,030.00
25	Kitui MTC	197,800.45	91,233.00
	TOTAL	<u>8,666,181.20</u>	<u>8,275,203.70</u>

Financial Statement

Note 6:

PAYABLES AS AT 30.06.2007 KSHS. 97,448,280.95

		2006/2007	2005/2006
	COLLEGE/STATION	AMOUNT (KSHS)	AMOUNT (KSHS)
1.	KMTC, Nairobi Campus	20,636,262.20	11,547,861.40
2.	Lodwar MTC	1,240,191.35	536,750.00
3.	Kabarnet MTC	1,140,358.30	768,540.90
4.	Kakamega MTC	551,072.00	417,712.00
5.	Mombasa MTC	4,518,949.15	983,410.40
6.	Nyeri MTC	80,770.00	302,986.00
7.	Thika MTC	6,677,546.75	6,867,768.75
8.	Kilifi MTC	108,099.90	97,817.40
9.	Loitoktok MTC	60,000.00	679,127.05
10.	Port-reitz SCM	1,459,816.10	2,055,075.00
11.	Meru MTC	NIL	1,743,076.00
12.	Eldoret MTC	NIL	2,062,950.00
13.	Embu MTC	2,336,012.00	2,088,863.35
14.	Garissa MTC	291,192.40	275,671.90
15.	Homabay MTC	1,892,408.15	1,146,964.00
16.	Msambweni (formerly Matuga) MTC	852,517.00	759,062.00
17.	Murang'a MTC	NIL	NIL
18.	Nakuru MTC	NIL	NIL
19.	Kisumu MTC	4,503,403.10	5,338,404.90
20.	Kisii MTC	NIL	818,526.70
21.	Machakos MTC	NIL	427,002.50
22.	Kitui MTC	NIL	NIL
23.	KMTC HQTS.	51,099,682.45	7,981,582.30
	TOTAL Kshs.	97,448,280.95	46,899,153.00

Financial Statement

Note 7:

(a) GOK GRANTS OF KSHS. 665,409,002.00

The figure represents the annual grant disbursed by the Government of Kenya to Kenya Medical Training College during the 2006/2007 financial year. Details of the monthly grant are as below.

	2006/2007	2005/2006
MONTH	AMOUNT (KSHS.)	AMOUNT (KSHS.)
JULY	49,392,820.00	49,392,820.10
AUGUST	49,392,820.00	74,392,820.10
SEPTEMBER	74,392,820.00	49,392,820.10
OCTOBER	49,392,820.00	49,392,820.10
NOVEMBER	49,392,820.00	49,392,820.10
DECEMBER	49,392,820.00	49,392,820.10
JANUARY	74,392,820.00	49,392,820.10
FEBRUARY	49,392,820.00	77,272,820.10
MARCH	49,392,820.00	49,392,820.10
APRIL	56,957,874.00	49,392,820.10
MAY	56,957,874.00	49,392,820.00
JUNE	56,957,874.00	55,392,820.00
TOTAL	<u>665,409,002.00</u>	<u>651,593,841.00</u>

Composition of GOK grants:

	2006/2007	2005/2006
	Kshs.	Kshs.
(i) Recurrent grant	615,409,002.00	592,713,841.00
(ii) Development grant	50,000,000.00	56,000,000.00
(iii) Blood transfusion grant	-	2,880,000.00
Total	<u>665,409,002.00</u>	<u>651,593,841.00</u>

(b) OTHER DONATIONS KSHS. 15,193,640.00

This was a grant from USAID Mission, Nairobi in support of the training of Ministry of Health Hospital Administrators in Health Systems Management.

Summary:

	Kshs.
GoK Grants	665,409,002.00
Other Donations	<u>15,193,640.00</u>
Total	<u>680,602,642.00</u>

Financial Statement

Note 8:

REVENUE KSHS. 791,352,421.35

This represents collections for services rendered by the college to students and other clients. Analysis of the various revenue items is shown here below:

	2006/2007	2005/2006
	AMOUNT (KSHS)	AMOUNT (KSHS)
KMTC, Nairobi Campus	223,077,670.00	181,146,685.25
Garissa Medica Training College	7,523,034.00	6,887,353.20
Kabarnet Medical Training College	9,948,390.00	7,381,820.00
Lodwar Medical Training College	10,028,920.00	5,630,536.00
Kilifi Medical training College	8,600,407.40	4,614,930.00
Meru Medical Training college	34,257,008.40	20,590,805.00
Embu Medical Training College	34,493,729.30	25,385,179.00
Kisii Medical Training College	37,176,463.00	26,698,739.70
Mombasa Medical Training College	35,451,460.35	46,019,501.05
Loitokitok Hospital Maintenance School	5,107,920.00	4,140,120.00
Kitui Medical Training College	16,959,576.00	9,650,238.00
KMTC HQRS Nairobi	42,960,093.05	32,249,718.10
Kakamega Medical Training College	42,151,456.00	27,341,255.75
Nakuru Medical Training College	42,575,932.00	41,311,526.80
Muranga Medical Training College	37,457,447.00	27,337,463.00
Msambweni (formerly Matuga) Medical Training College	5,523,600.00	4,234,517.00
Port Reitz Medical Training College	24,361,941.20	18,201,611.90
Kisumu Medical Training College	47,237,670.00	43,364,953.75
Thika Medical Training College	21,403,953.00	13,278,339.50
Eldoret Medical Training College	16,842,896.30	20,756,266.60
Machakos Medical Training College	41,921,318.00	23,319,930.00
Homa-Bay Medical Training College	17,457,547.00	11,941,362.00
Nyeri Medical Training College	33,435,256.00	20,988,180.90
Receivables (Decrease in Outstanding Fees)	(4,601,266.65)	31,470,576.90
TOTALS	791,352,421.35	653,941,608.50

ANALYSIS OF REVENUE

	2006/2007	2005/2006
	Amount (Kshs.)	Amount (Kshs.)
I. Boarding/Tuition Fees	745,533,027.40	601,007,233.20
II. Application Fees	32,214,653.05	21,698,518.85
III. Sale of Tender Documents	859,400.00	699,500.00
IV. Miscellaneous Receipts	7,770,441.90	22,269,524.45
V. Rental Income	4,973,260.00	7,932,660.00
VI. Sales of non – Capital Goods	1,639.00	334,172.00
TOTAL	791,352,421.35	653,941,608.50

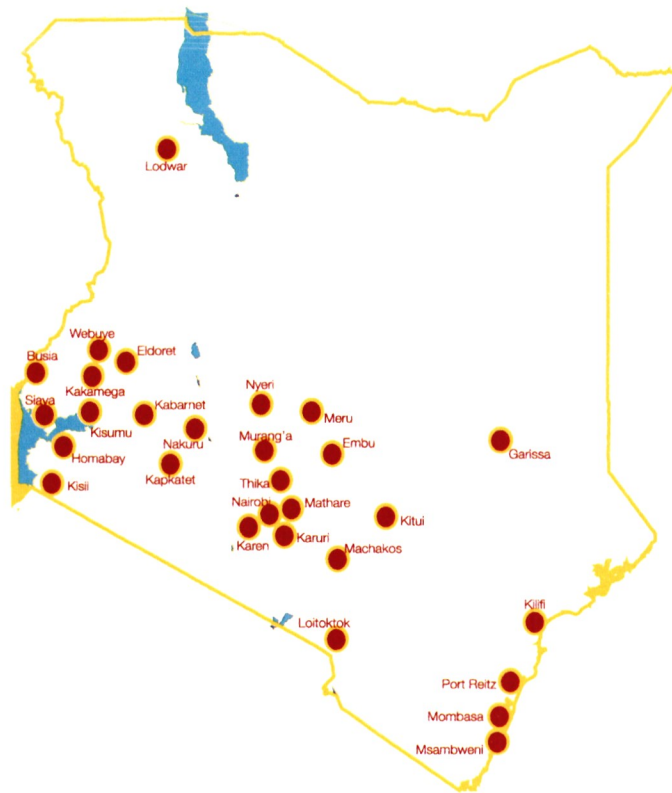
Financial Statement

Note 9:

OUTSTANDING IMPRESTS AS AT 30.06.2007 KSHS. 1,497,622.00

		<i>2006/2007</i>	<i>2005/2006</i>
	<i>COLLEGE</i>	<i>AMOUNT (KSHS)</i>	<i>AMOUNT (KSHS)</i>
1.	KMTC – HQTS	684,490.00	901,126.00
2.	KMTC, Nairobi Campus	608,322.00	769,958.00
3.	Kabarnet MTC	NIL	NIL
4.	Kakamega MTC	NIL	74,850.00
5.	Mombasa MTC	NIL	NIL
6.	Lodwar MTC	NIL	NIL
7.	Nyeri MTC	NIL	NIL
8.	Thika MTC	NIL	NIL
9.	Kilifi MTC	22,900.00	NIL
10.	Loitoktok MTC	13,500.00	NIL
11.	Portreitz SCM	110,600.00	NIL
12.	Meru MTC	NIL	NIL
13.	Eldoret MTC	NIL	4,400.00
14.	Embu MTC	NIL	75,300.00
15.	Garissa MTC	15,010.00	24,405.00
16.	Homabay MTC	NIL	NIL
17.	Msambweni (formerly Matuga) MTC	NIL	NIL
18.	Murang'a MTC	42,800.00	NIL
19.	Nakuru MTC	NIL	NIL
20.	Kisumu MTC	NIL	21,800.00
21.	Kisii MTC	NIL	NIL
22.	Machakos MTC	NIL	NIL
23.	Kitui MTC	NIL	NIL
	TOTALS (KSHS.)	<u>1,497,622.00</u>	<u>1,871,839.00</u>

Distribution of KMTC campuses



Training competent health professionals

