

Paper Ltd

11:00
Majority Party
Aden Dube
Leader of


ANNUAL REPORT AND FINANCIAL STATEMENTS

FOR THE YEAR ENDED
30TH JUNE 2013

on Tuesday
10/3/2015

Aden Dube
10 MAR 2015
PAPER LTD

TABLE OFFICE
S/No.
10 MAR 2015
PAPER LTD



Kenya Meat Commission

ANNUAL REPORT AND FINANCIAL STATEMENTS



FOR THE YEAR ENDED 30TH JUNE, 2013



KENYA MEAT COMMISSION
Athi River
P.O Box 2-00204 Athi River,
Nairobi, Kenya
www.kenyameat.co.ke

CONTENTS

	<i>Page</i>
Corporate Information	1-2
Report of the Commissioners	3
Statement of Commissioners' Responsibilities	4
 Financial Statements	
Statement of Comprehensive Income	9
Statement of Financial Position	10
Statement of Changes in Equity	11
Statement of Cash Flows	12
Notes to the Financial Statements	13-19

CORPORATE INFORMATION

COMMISSIONERS

The Commissioners who served during the year were:

Ms. Halima Shaiya *Ag. Chairperson*
 Mr. Hassan Duale
 Mr. Fredrick O. Machoka
 Mr. David Ng'ang'a
 Mr. David Chume Kalasinga
 Mr. Nicholas Lesokoyo
 Mr. Hassan Galma Jilo
 Dr. Francis Kinyua
 Mr. Mohammed Jimale
 Hon. Grace Mwewa
 Ms. Amina Mahat Kuno
 Permanent Secretary Ministry of Livestock Development
 Permanent Secretary Ministry of Finance (Treasury)
 Inspector General State Corporations
 Office of the President
 The Director Veterinary Services
 The Managing Commissioner Kenya Meat Commission

MANAGEMENT TEAM

Dr. Ibrahim Haji Issak	<i>Managing Commissioner</i>
Patrick Mutemi	<i>Deputy Managing Commissioner</i>
Rajab Barasa	<i>Chief Finance Officer</i>
Issacko Mohammed Noor Adan	<i>Chief Human Resources & Administration</i>
Mary Mburu	<i>Production Manager</i>
Stella Muhoro	<i>Corporate Communication</i>
Martin Mono	<i>Plant Engineer</i>
Esther Ngari	<i>Quality Assurance Manager</i>
Dr. David Mpilei	<i>Livestock Manager</i>
Ms. Irene Mbiti	<i>Company Secretary</i>

Ag. COMPANY SECRETARY

Mr. Vincent Akarah

LAWYERS

Various

REGISTERED OFFICE

Kenya Meat Commission
Athi River,
P.O. Box 2-00204,
Athi River

AUDITORS

The Auditor General,
Kenya National Audit Office,
Anniversary Towers,
P.O. Box 30084-00100,
NAIROBI

BANKERS

Co-operative Bank of Kenya	— Athi River Branch
First Community Bank	— South C
Kenya Commercial Bank	— Kitengela Branch

REPORT OF THE COMMISSIONERS FOR THE YEAR ENDED 30TH JUNE, 2013

The Commissioners submit their Report together with the audited Financial Statements for the year ended 30th June 2013, which disclose the state of affairs of the Commission.

Incorporation

The Commission is incorporated in Kenya under the Kenya Meat Commission Act, Cap 363 of 1950 and is domiciled in Kenya.

The address of the registered office is as set out on page 2.

Principal Activities

- (i) Procure quality livestock.
- (ii) Process and pack high quality meat and meat products.
- (iii) Market & sell meat and meat products.
- (iv) Research and development of new products.
- (v) Buyer of livestock as last resort and participation in drought mitigation programmes.

Results	2013	2012
	Kshs	Kshs
Total Comprehensive income (Loss)	(300,497,027)	(41,869,368)

Directors

The directors who held office during the year to the date of this report are listed on page 1.

Auditor

The Auditor General will continue in office in accordance with Public Audit Act, 2003.

By order of the Board.



VINCENT AKARAH
Ag. Company Secretary


**STATEMENT OF THE COMMISSIONERS' RESPONSIBILITIES
FOR THE YEAR ENDED 30TH JUNE, 2013**

The State Corporation Act requires the Commissioners to prepare financial statements for each financial year that give a true and fair view of the state of affairs of the Commission at the end of the financial year and of its profit or loss. It also requires the Commissioners to ensure that the Commission keeps proper accounting records that disclose, with reasonable accuracy, the financial position of the Commission. They are also responsible for safeguarding the assets of the Commission.

The Commissioners accept responsibility for the annual financial statements, which have been prepared using appropriate accounting policies supported by reasonable and prudent judgments and estimates, in conformity with International Financial Reporting Standards and the requirements of the State Corporations Act. The Commissioners are of the opinion that the financial statements give a true and fair view of the state of the financial affairs of the Commission and of its operating results. The Commissioners further accept responsibility for the maintenance of accounting records that may be relied upon in the preparation of financial statements, as well as adequate systems of internal financial control.

Nothing has come to the attention of the commissioners to indicate that the Commission will not remain a going concern for at least twelve months from the date of this statement.

Approved by the Board of Commissioners and signed on its behalf by:

Signed.....

MR. JAMES TENDWA
Ag. Managing Commissioner

DATE..... 10/2/2014

Signed.....

MS. HALIMA SHAIYA
Ag. Chairperson

DATE..... 10/2/2014

REPORT OF THE AUDITOR-GENERAL ON KENYA MEAT COMMISSION FOR THE YEAR ENDED 30TH JUNE, 2013

REPORT ON THE FINANCIAL STATEMENTS

I have audited the accompanying financial statements of Kenya Meat Commission set out on pages 6 to 18, which comprise the statement of financial position as at 30 June 2013, and the statement of comprehensive income, statement of changes in equity and statement of cashflows for the year then ended, and a summary of significant accounting policies and other explanatory information in accordance with the provisions of Article 229 of the Constitution of Kenya and Section 14 of the Public Audit Act, 2003. I have obtained all the information and explanations which, to the best of my knowledge and belief, was necessary for the purpose of audit.

Management's Responsibility for the Financial Statements

Management is responsible for the preparation and fair presentation of these financial statements in accordance with International Financial Reporting Standards, and for such internal control as management determines is necessary to enable the preparation of financial statements that are free from material misstatement, whether due to fraud or error.

The management is also responsible for the submission of the financial statements to the Auditor-General in accordance with the provisions of Section 13 of the Public Audit Act, 2003.

Auditor-General's Responsibility

My responsibility is to express an opinion on the financial statements based on the audit and report in accordance with the provisions of Section 15 of the Public Audit Act, 2003 and submit the audit report in compliance with Article 229(7) of the Constitution of Kenya. The audit was conducted in accordance with International Standards on Auditing. Those standards require compliance with ethical requirements and that the audit be planned and performed to obtain reasonable assurance about whether the financial statements are free from material misstatement.

An audit involves performing procedures to obtain audit evidence about the amounts and disclosures in the financial statements. The procedures selected depend on the auditor's judgement, including the assessment of the risks of material misstatement of the financial statements, whether due to fraud or error. In making those risk assessments, the auditor considers internal control relevant to the entity's preparation and fair presentation of the financial statements in order to design audit procedures that are appropriate in the circumstances, but not for the purpose of expressing an opinion on the effectiveness of the Fund's internal control. An audit also includes evaluating the appropriateness of accounting policies used and the reasonableness of accounting estimates made by the management, as well as evaluating the overall presentation of the financial statements.

I believe that the audit evidence obtained is sufficient and appropriate to provide a basis for my qualified audit opinion.

Basis for Adverse Opinion

1. Late Submission of Financial Statements

The Commission submitted for audit its financial statements for the year ended 30 June 2013 on 14 November 2013, contrary to the provisions of Section 81(4)(a) of the Public Finance Management Act, 2012 and section 13(1) of the Public Audit Act, 2003, which require an Accounting Officer of a national government entity to submit for audit financial statements not later than three (3) months after the end of each financial year. The Commission was, therefore, in breach of the law.

2. Financial Performance

During the year under review, the Commission reported a loss of Kshs.300,497,027 (2011/2012 Kshs.41,869,368), bringing cumulative earnings to a negative balance of Kshs.133,438,409 as at 30 June 2013. The poor performance was apparently due to reduced income from sales during the year. The Commission has not explained measures being taken to address the poor financial performance in order to revert to profitability.

3. Uncleared Financial Obligations

The financial statements for the year 2012/2013 reflect trade and other payables balance of Kshs.317,926,511, which includes balances of Kshs.78,076,157.00 and Kshs.195,270,889.00 relating to trade creditors and livestock creditors that had not been settled for over 3 months as at 30 June 2013. The balance of Kshs.317,926,511 also includes outstanding dues of Kshs.4,554,436.00 and Kshs.14,124,955.00 for direct salaries and indirect salaries, respectively for June 2013. The Commission appears to be experiencing difficulties in meeting its financial obligations and, therefore, its continued survival depends on support from the Government, creditors and other lenders.

4. Property, Plant and Equipment

The statement of financial position reflects property, plant and equipment balance of Kshs.2,286,736,256.00 as at 30 June 2013. However, the following unsatisfactory matters were noted:

(i) Additions During the Year

Note 2 to the financial statements reflects additions during the year in respect to plant and machinery and office equipment of Kshs.9,620,530 and Kshs.1,380,590.00 respectively. However, documents supporting the additions reflect Kshs.5,625,490 and Kshs.2,478,460 for plant and machinery and office equipment respectively. The differences between the two sets of records have not been reconciled or explained.

(ii) Failure to Obtain Titles of Ownership for Land

In 1984, the Commission secured a loan through a Debenture with National Bank of Kenya Limited and charged 13 parcels of land as security. In 2007, the Government repaid all loans owed by various Government entities, including that of Kenya Meat Commission, effectively lifting the charge on the parcels of land. However, to date, National Bank of Kenya has not released the titles to the Commission. Further, information available indicates that the Bank is holding only eight (8) titles out of the thirteen (13) deposited as security. No explanation has been given for the whereabouts of the following five titles: L.R.

No. 511V/MN–Mombasa Jetty; L.R. No. 510V/MN–Kibarani Branch Mombasa; L.R. No.17/67–Kitusuru in Nairobi; L.R. No. 1504/8–Beacon Ranch Mavoko and L.R. No. 10021–Sheep and Goat Ranch in Kitengela, Kajiado.

(iii) Motor Vehicles

During the year under review, the Commission purchased a motor vehicle (a 4 x 4 Utility Toyota Prado) at a cost of Kshs.8,442,900.00 for use by the Managing Commissioner. However, procurement of the vehicle was not provided for in both the budget and procurement plan for 2012/2013. In addition, log books for six (6) motor vehicles were not availed for audit verification.

No explanation has been given as to why the commission's management purchased a vehicle that was not budgeted for and failure to avail log books for six (6) motor vehicles for audit verification and confirmation.

5. Irregular Sale of Commission's Land

Available information indicates that the Commission's parcels of land L.R No.MN/1/258–Shimanzi; L.R No.427/40–Riverside Drive, Nairobi and L.R No.17/67–Kitusuru, Nairobi, were sold on 2nd April 2008, 1st April 2010 and 29th October 1999 for Kshs.12,000,000.00, an annual rent of Kshs.400,000.00 and Kshs.18,250,000.00, respectively. However, no approval has been provided to support the sale of these parcels of land.

6. Transfers/Withdrawals of Funds

Available records show that Kshs.11,500,000 and Kshs.15,600,000 were transferred from the Commission's bank accounts maintained at First Community Bank and Kenya Commercial Bank respectively in Kitengela, to a private account of the former Managing Commissioner, bringing the total transfers to Kshs.27,100,000.00. Additional information indicates that on 18 December 2012, the Company Secretary made a cash withdrawal of Kshs.3,000,000 from the Commission's Kenya Commercial Bank account in Kitengela. Although the management explained that the total amount of Kshs.30,100,000 was used in livestock purchase, no documentation was produced in support of the purchases. Further, no satisfactory explanation has been provided for the transfer of public funds to a personal account.

In the circumstances, the authenticity of the total sum of Kshs.30,100,000 withdrawn from the Commission's bank accounts during the year could not be confirmed.

7. Unapproved Overdraft

The statement of financial position as at 30 June 2013 reflects an overdraft balance of Kshs.7,723,172. However, no evidence has been provided to show that the overdraft was expressly approved by the Board of Commissioners as required by the regulations.

8. Capital Grants

The Commission received grants totaling Kshs.198,000,000.00 made up of Kshs. 106,000,000.00 and Kshs.92,063,137.00 for development and recurrent expenditure, respectively, during 2012/2013. However, the entire amount was utilized for recurrent expenditure and no evidence has been provided to show that appropriate approval was obtained for the reallocation.

9. Provision for Bad and Doubtful Debts

The financial statements reflect a provision for bad and doubtful debts figure of Kshs. 76,160,975.00 against total debts of Kshs.327,575,515.00 (2011/2012 Kshs. 389,773,002.00). The provision of Kshs.76,160,975.00 appears inadequate to cover the existing debt portfolio. No explanation has been given for failing to set aside adequate provision.


10. Corporate Governance

Audit review of human resource records revealed that several top management positions were being held in acting capacity as at the time of audit after the substantive holders had either resigned or were sacked. These included Managing Commissioner, General Manager-production and operations, Company Secretary, Chief Human Resource and Administration Manager, Chief Accountant, Chief Security Officer and Livestock Manager. Further four (4) of the appointments had been made between the months of July 2012 and June 2013.

No explanation has been provided for the failure to fill the positions substantively in order to enhance accountability, efficiency and effectiveness in management of the Commission's affairs.

Adverse Opinion

In my opinion, because of the significance of the matters discussed in the Basis for Adverse Opinion paragraph, the financial statements do not present fairly, the financial position of the Commission as at 30 June 2013, and of its financial performance and its cash flows for the year then ended in accordance with the International Financial Reporting Standards and does not comply with the Kenya Meat Commission Act, Cap 363, of the Laws of Kenya.



Edward R.O. Ouko, CBS
AUDITOR-GENERAL

NAIROBI

8th August, 2014


STATEMENT OF COMPREHENSIVE INCOME FOR THE YEAR ENDED 30TH JUNE, 2013

	Note	2013 Kshs	2012 Kshs
Sales	12	1,110,242,092	1,488,468,873
Cost of sales	13	(1,167,101,661)	(1,176,643,800)
Gross profit		(56,859,570)	311,825,073
Other operating incomes	14	30,663,868	31,712,117
Government Grants	17	198,063,137	38,000,000
Administrative expenses	15	(152,439,317)	(151,853,772)
Other operating expenses	16	(313,885,145)	(265,552,786)
Operating loss		(294,457,027)	(35,869,368)
Finance Cost	18	(6,040,000)	(6,000,000)
Loss for the year		(300,497,027)	(41,869,368)

STATEMENT OF FINANCIAL POSITION AS AT 30TH JUNE, 2013


		2013	2012
	Note	Kshs	Kshs
Non-current assets			
Property, Plant & Equipment	2	2,286,736,256	2,358,195,076
 Current assets			
Inventories	3	174,847,734	259,739,797
Trade and other receivables	4	327,575,515	389,773,002
Cash and cash equivalent	5	43,018,600	71,806,449
Total Current Assets		545,441,849	721,319,247
 Total Assets		2,832,178,105	3,079,514,323
 Equity & Liabilities			
Capital Reserves	6	814,150,346	814,150,346
Revaluation Reserves	7	1,419,776,484	1,419,776,484
Retained Earnings	8	(133,438,409)	167,058,619
Rehabilitation Grant		98,000,000	98,000,000
		2,198,488,421	2,498,985,449
 Non-Current Liabilities			
Government Loans	9	308,040,000	302,000,000
 Current Liabilities			
Trade & other payables	10	317,926,511	278,528,874
Bank overdraft	11	7,723,172	-
Total Equity & Liabilities		2,832,178,105	3,079,514,323

Signed.....



MR. JAMES TENDWA
Ag. Managing Commissioner

Signed.....



MS. HALIMA SHAIYA
Ag. Chairperson

STATEMENT OF CHANGES IN EQUITY FOR THE YEAR ENDED 30TH JUNE, 2013

	Capital Kshs	Revaluation Reserve Kshs	Rehabilitation Grant Kshs	Retained Earnings Kshs	Total Earnings Kshs
At July 2010	814,150,346	1,419,776,484	98,000,000	79,276,707	2,411,203,537
Prior year adjustment				300,000,000	300,000,000
Profit for the year	–	–	–	(170,348,721)	(170,348,721)
At 30 June 2011	814,150,346	1,419,776,484	98,000,000	208,927,986	2,540,854,816
At 1 July 2011	814,150,346	1,419,776,484	98,000,000	208,927,986	2,540,854,816
Profit for the year	814,150,346	1,419,776,484	98,000,000	(41,869,368)	(41,869,368)
At 1 July 2012	814,150,346	1,419,776,484	98,000,000	167,058,618	2,498,985,448
Profit for the year				(300,497,027)	(300,497,027)
At 30 June 2013	814,150,346	1,419,776,484	98,000,000	(133,438,409)	2,198,488,421

STATEMENT OF CASHFLOWS FOR THE YEAR ENDED 30TH JUNE, 2013

	2013 Kshs	2012 Kshs
Operating Activities		
Operating profit/(loss)	(300,497,027)	(41,869,368)
Adjustment for:		
Interest capitalised	6,040,000	2,000,000
Depreciation	94,482,584	99,229,621
Operating profit before working capital changes	(199,974,443)	59,360,253
Working Capital Changes		
Changes in trade receivables	62,197,487	(187,365,758)
Changes in inventories	84,892,062	(79,285,739)
Changes in trade payables	39,397,637	205,314,513
Net cash used in investing activities	(13,487,257)	(1,976,731)
Investing Activities		
Purchase of fixed assets	(23,023,765)	(35,151,712)
Net cash used in investing activities	(23,023,765)	(35,151,712)
Financing Activities		
Bank overdraft	7,723,172	
Net cash from financing activities	7,723,172	
Net change in cash and cash equivalent	(28,787,850)	(37,128,443)
Cash & cash equivalent	71,806,449	108,934,891
Cash & cash equivalents at the end	43,018,600	71,806,449

NOTES TO THE FINANCIAL STATEMENTS FOR THE YEAR ENDED 30TH JUNE, 2013**1. Accounting Policy**

The principle accounting in the preparation of the financial statements are set out below:

The Basis of Preparation

The financial statements are prepared in accordance with International Reporting Standards. The financial statements are reported in Kenya shillings which is the currency of the primary economic environment in which the Commission operates.

Revenue Recognition and Measurements

Revenue from sales of meat and meat products is measured at the fair value of the consideration received or receivable. Revenue from sales is recognised when all of the following criteria have been satisfied:

- The Commission has transferred to the buyer the significant risk and rewards of the ownership.
- The amount of revenue can be measured reliably.
- It is probable that the economic benefit associated with the transaction will flow to the Commission.
- The cost to be incurred in respect of the transaction can be measured reliably.

(a) Inventories

The inventories are valued at the lower of cost and estimated net realisable value. Costs comprises of direct materials and where applicable direct labour cost and those overheads incurred in bringing the inventories to their present locations and conditions. Net realisable value represents the estimated selling prices less the estimated cost of sale.

(b) Property, Plant and Equipment

Items of property, plant and equipment are initially measured at cost. After initial recognition property, plant and equipment is stated at cost less depreciation. Land and improvement are not depreciated. Depreciation on the other assets is calculated on cost balance based on the following annual rates:

Building	– 2.5%
Plant and Machinery	– 4.5%
Office equipment	– 12.5%
Motor vehicle	– 25%

(c) Cash and Cash Equivalents

Cash and cash equivalents includes bank balances and short term liquid investments that are readily convertible to know amount of cash and are subject to and insignificant risk of changes in value.

(d) Government Grants

Government grants are recognised as incomes over the periods necessary to match them with the related costs which they are intended to compensate on a systematic basis.

(e) Trade and other Receivables

Provision for doubtful debts is at 10% for the trade receivables, however, we are analysing our current debts with a view to increasing the provision thereafter and 100% for rental debtors with court cases. The receivables are stated net of the provision of doubtful debts.

(f) Foreign Currency Transaction

In the income statement the foreign currency transaction are translated by applying the spot rate on the foreign currency amounts on the date of transaction. In the balance sheet the foreign currency monetary items are translated at the closing rate(s).

NOTES TO THE FINANCIAL STATEMENTS

2. Property, Plant and Equipment

	Land and Improvements Kshs	Buildings Kshs	Plant and Machinery Kshs	Office Equipments Kshs	Motor Vehicle Kshs	Total Kshs
At 1 July 2012	381,200,000	1,415,727,977	876,363,859	57,626,282	63,063,098	2,793,981,217
Additions	–	2,373,876	9,620,530	2,586,460	8,442,900	23,023,765
At 30 June 2013	381,200,000	1,418,101,853	885,984,389	60,212,742	71,505,998	2,817,004,982
Depreciation						
At 1 July 2012	–	174,777,443	173,417,290	35,559,556	52,031,852	435,786,142
Charge for the year	–	35,393,199	42,273,590	10,012,426	6,803,368	94,482,584
At 30 June 2013		210,170,642	215,690,881	45,571,983	58,835,220	530,268,726
Net Book Value						
At 30 June 2013	381,200,000	1,207,931,210	670,293,509	14,640,760	12,670,778	2,286,736,256
At 30 June 2012	381,200,000	1,240,950,534	702,946,569	22,066,726	11,031,246	2,358,195,076

3. Inventories

	2013 Kshs	2012 Kshs
Meat & meat products	21,098,450	107,435,696
Supplies Stores		
Engineering stores	11,818,155	70,096,338
General stores	138,545,429	34,133,472
	171,462,034	211,665,507
Live Animals		
– Cows		43,125,000
– Steers	3,132,000	448,500
– Bulls		699,200
– Heifers		1,868,750
– Weaners		
– Calves		18,000
– Small stocks	253,700	1,914,840
	3,385,700	48,074,290
Grand Total	174,847,734	259,739,797

NOTES TO THE FINANCIAL STATEMENTS FOR THE YEAR ENDED 30TH JUNE, 2013
(Continued)

4. Trade and Other Receivables	2013	2012
	Kshs	Kshs
Domestic debtors	333,531,852	391,791,081
Export debtors	11,451,609	28,806,188
Rental debtors	3,926,451	3,057,920
Staff debtors	2,407,104	3,483,332
Deposits	11,149,491	5,000,000
Rental debtors – Court Case	41,269,984	38,474,984
Less provision for doubtful debts	(76,160,975)	(80,840,503)
Net trade and other receivables	327,575,515	389,773,002
5. Cash and Cash Equivalent		
	2013	2012
A/C No.	Kshs	Kshs
Operations account	10800	16,312,997
Working capital account	10801	2,708,239
Rental account	10802	2,195,464
Landhies Rd account	10803	1,634,545
Mombasa account	10804	736,421
Rehabilitation account	10805	21,175,516
Dollar account	2-10800	34,638
KCB Operations account	95,535	47,638
First Community Bank – Operations account	1,408,849	6,792,881
Deposits account		10,196,355
Guaranteed/Bid bond account	13,380,000	12,763,471
National Bank account	7,500	–
	41,181,243	70,671,078
Cash at Hand		
Athi River	861,319	
Mombasa	143,550	
Landhies Road	832,488	1,135,371
Total cash and cash equivalents	43,018,600	71,806,449

NOTES TO FINANCIAL STATEMENTS FOR THE YEAR ENDED 30TH JUNE, 2013*(Continued)***6. Capital Reserves**

The capital employed has been arrived at on the basis that, the Commission's assets had been acquired from a capital investment which has been identified after a proper assets valuation was conducted.

7. Revaluation Reserve

The revaluation reserve arose on revaluation of the Commission's assets by an independent valuer in the 2006/2007 financial year.

8. Retained Earnings

This is a build up to retained earnings/deficits over the years. The movement during the period is shown in the statement of changes in equity.

9. Government Loans

	2013	2012
	Kshs	Kshs
Government Loans	308,040,000	302,000,000

The Commission did not receive any Government Loan during the financial year 2011/2012. Interest of Kshs. 2,000,000 was capitalised as per loan agreement.

10. Trade and Other Payables

	2013	2012
	Kshs	Kshs
Trade creditors	78,076,157	187,663,398
Other creditors	239,850,355	90,865,476
Total	317,926,511	278,528,874

		2013	2012
	A/C No.	Kshs	Kshs
11. Bank Overdraft			
Operations account	10800	5,673,433	
Rental account	10802	2,047,240	
First Community Bank – Deposit account		2,500	
Total		7,723,173	

NOTES TO THE FINANCIAL STATEMENTS FOR THE YEAR ENDED 30TH JUNE, 2013
(Continued)

12. Sales Analysis	2013	2012
	Kshs	Kshs
Jul	158,902,043	102,145,606
Aug	146,729,029	150,581,491
Sept	149,143,711	95,653,750
Oct	144,079,878	136,331,358
Nov	89,153,062	134,072,481
Dec	77,473,452	108,427,646
Jan	84,875,515	89,674,359
Feb	65,242,664	159,028,962
Mar	34,016,394	130,970,783
Apr	59,701,367	114,474,606
May	55,498,749	73,093,129
Jun	45,426,227	194,014,704
Total	1,110,242,092	1,488,468,873

13. Cost of Sales	2013	2012
	Kshs	Kshs
Opening stock	259,739,797	180,454,057
Livestock purchases	820,590,252	977,445,069
Direct wages	85,461,556	92,206,334
General factory expenses	52,995,121	74,462,831
Power & fuel	121,886,740	110,015,195
Factory rent & rates	1,275,930	1,800,110
Closing stock	(174,847,734)	(259,739,797)
Total	1,167,101,661	1,176,634,800

14. Other Operating Incomes	2013	2012
	Kshs	Kshs
Rent income	28,765,500	30,026,977
Bank interest	365,715	
Other Income	1,532,653	1,685,140
	30,663,868	31,712,117

NOTES TO THE FINANCIAL STATEMENTS FOR THE YEAR ENDED 30TH JUNE, 2013
(Continued)

	2013	2012
	Kshs	Kshs
15. Administrative Expenses		
Security expenses	3,362,251	5,280,128
Professional fees	4,145,415	7,054,689
Other operational expenses	48,542,919	57,700,303
Advertising & promotions	1,341,863	4,479,529
Commissioners expenses	18,759,268	10,767,600
Bank charges	6,125,244	1,569,007
Medical expenses	27,615,944	20,314,592
Insurance premiums	9,034,269	4,661,839
Office expenses	708,585	1,545,194
Stationery	2,826,853	4,906,929
Travelling & accommodation	12,974,218	8,563,753
Telephone expenses	2,169,519	4,325,031
Hire of transport	3,284,016	8,342,641
Car fuel	10,736,953	11,530,537
Audit fees	812,000	812,000
Total	152,439,317	151,853,772
16. Other Operating Expenses		
Indirect wages	164,094,717	121,670,238
Factory repairs & maintenance	59,987,372	17,333,482
Depreciation	94,482,584	99,229,621
Increase/decrease in provision for bad debts	(4,679,528)	27,319,445
	313,885,145	265,552,786

17. Government Grants

This represents grants received from the government from time to time to support the Commission's recurrent and capital expenditure. During the financial year 2012/2013 the Commission received a grant of Kshs. 198 million to support the Commission's recurrent expenditure.

	2013	2012
	Kshs	Kshs
Grants	198,063,137	38,000,000

NOTES TO THE FINANCIAL STATEMENTS FOR THE YEAR ENDED 30TH JUNE, 2013
(Continued)

18. Finance Cost

This represents the cost of external financing by way of loans from the Government of Kenya. The Commission received Kshs. 200 million loan from the government in the financial year 2009/2010 and Kshs. 100 million in the year 2010/2011 at an interest rate of 2% per annum.


	2013	2012
	Kshs	Kshs
Finance cost	6,040,000	6,000,000

KENYA MEAT COMMISSION

ATHI RIVER

P.O. BOX 2 - 00204

ATHI RIVER, KENYA



www.kenyameat.co.ke